

Maverick DT-500

Designed for residential or commercial door shops that need to bevel and prehang door units or machine slab doors.

- The MAVERICK is designed for versatility and flexibility.
- The MAVERICK is designed to prehang wood, fiberglass and residential steel doors with wood edges.
- The MAVERICK can machine door widths from 1-6 to 4-0 width by 9-0 in height, 1 3/8", 1 3/4" and even 2 1/4" thick doors.
- The MAVERICK is applicable for entry-level shops or large shops that need the versatility to machine and prehang a wide variety of door and hardware types.
- The MAVERICK is built tough like all DOTUL products and the design is simple but functional.
- Standard features on the MAVERICK include automatic width indexing and lock and latch boring functions.

Features and Benefits

- **4-Knife Cutterhead** - Produces a smoother more consistent bevel especially on hardwoods and reduces the chance of sniping at the end of the cut.
- **Cutterhead Load Meter** - Visual cue to the operator to make powerfeed wheel speed adjustments on heavy or dense material doors to improve quality of cut.
- **Centralized Control Panel** - Reduces steps and increases the operator accessibility to the controls.
- **Narrow Sidelites** - Easily insert rollers to machine 1-0, 1-2, and 1-4 sidelites. Eliminating the need and hassle of blocking the sidelite with a shim.
- **Enhanced Dust Collection** - Round dust collection piping is channeled to all cutting areas, reducing the chances of cookies getting stuck and affecting the efficiency of the dust collection.
- **Heavy Duty Frame Construction** - Reduce the chance of the machinery twisting or being damaged. Forklift pockets and dual pickup points make the machine easy to move and reposition for different shop layouts.
- **Finite Width Indexing** - Fast or slow width adjustments made easily from the centralized control panel.
- **5-Position Jamb Clamping** - Allows for machining of 3-0 and 4-0 jamb lengths and helps straighten longer 6-8 to 9-0 jambs prior to machining for the hinge pocket.
- **Bolt on wear strips** - Will last longer and will not peel off at the ends or middle of the wear strip.
- **Infeed bed rollers** - Makes it much easier to feed the large heavy architectural doors.
- **Auto adjust power feed wheels** - Easier to go from 1 3/8" to 2 1/4" thick doors.
- **New improved butt router** - Lower maintenance, easier on the operator and quick change over.
- **Auto backset from 2 3/8" to 2 3/4"** - Faster and more accurate.
- **Quick change from square to bevel on the faceplate router** - Better finish quality on the faceplate, no more high and low side on the faceplate.
- **Several maintenance and mechanical improvements** - Continuous improvement on the basic heavy duty features of the Maverick.

SPECIFICATIONS

Door Width: 1-0 to 4-0* **Door Height:** Up to 9-0 **Door Thickness:** 1-3/8" to 2-1/4" **Raised Moulding:** Up to 3/4" on both sides
Jamb Thickness: 1/2" to 1-5/8" **Jamb Width:** 2-1/2" to 10-1/2" **Jamb Length:** Up to 9-0 **Hinge Spacing:** Infinitely Variable
Hinge Size: 3" to 5" **Hinge Radius:** 1/4" and 5/8" radius **Lock Backset:** 2-3/4" to 5" **Faceplate Routing:** Up to 1-1/8" to 2-3/4" 3 degree on Faceplate Template Holder **Double Bevel:** 3 degree on hinge jamb and faceplate **Floor Space w/dust collector:** 5'W x 24"L
Floor Space w/o dust collector: 5'W x 20"L **Minimum Height Clearance:** 11' **Approximate Shipping Weight:** 5,000 Lbs.
Electrical Requirement: 220/440V 4 wire 3 phase @ 50 Amps Includes Dust Collection Connection **Air Requirement:** 14 CFM @ 90 PSI w/tools
Dust Collection Requirement: 2,150 CFM *1-0, 1-2 & 1-4 sidelites, for hinge application only



**Pictured with optional in-line air predrill, in-line air screwdriver and second butt-router carriage.*



Bolt On Wear Strips – Will not peel off at the ends, reduces overall machine maintenance.



Infeed Bed Rollers - Improves the feeding of heavy doors through the powerfeed wheels and cutterhead, easier on the operator.

Options:






- In-line screwdriver package
- In-line pre-drill package
- Extra index bars
- 3 HP vacuum unit,
- 220/440 volt 3-phase
- Second butt-router carriage
- In-line auto screwfeeder

Other options available, consult your distributor (see back page)

Industry leading 2-year parts warranty on the Maverick & Nomad. Maverick's are typically in stock and ready to ship.

Dotul Distributors Map
January 2015

DÖTUL
intelligent door building machinery

-   Global Sales Group, LLC
-   Akhurst Machinery
-  Dotul

Member



Member



Member

MSLBMMA

Represented By:



Global Sales Group, LLC
P.O. Box 1835 Chico, CA 95927
Toll Free (USA & Canada): 877-474-5521
Office: 530-893-2444
Fax: 530-893-2244
info@globalsalesgroupllc.com
www.globalsalesgroupllc.com



Please visit our YouTube channel for more information on our products: **Global Sales Group LLC**



AKHURST

everything you need in **ONE PLACE**

Akhurst Machinery
1669 Foster's Way
Delta, BC V3M 6S7
Tel: (604) 540-1430
Toll Free: 1-888-265-4826
Fax: (604) 540-1780
Email: van@akhurst.com