





**Authorized Dealer:**  
Global Sales Group, LLC  
P.O. Box 1835 \* Chico, CA 95927  
Toll Free: 877-474-5521  
Office: 530-893-2444  
[www.globalsalesgroupllc.com](http://www.globalsalesgroupllc.com)



**CC-388PA      40"x98" 8 Sections Clamp Carrier      \$21,990.00**



<b>CC-4108PA</b>	<b>50"x120" 8 Sections Clamp Carrier</b>	<b>\$25,990.00</b>
<b>CC-4816AC</b>	<b>50"x100" 16 Section Clamp Carrier</b>	<b>\$34,990.00</b>
<b>CC-4820AC</b>	<b>50"x100" 20 Sections Clamp Carrier</b>	<b>\$38,990.00</b>
<b>CC-4830AC</b>	<b>50"x100" 30 Sections Clamp Carrier</b>	<b>\$49,990.00</b>
<b>CC-4840AC</b>	<b>50"x100" 40 Sections Clamp Carrier</b>	<b>\$62,990.00</b>

**Optional:**

- **CC-4C EXTRA CLAMP \$229.00 EACH**


- GS-12ME 12" GLUE SPREADER
- GS-12C46 12" GLUE SPREADER CONVEYOR
- GS-60RO2 60" TWO SIDE GLUE SPREADER
- GS-12RO2 12" TWO SIDE GLUE SPREADER

#### Features:

- Line of automated room temperature cold gluing and lamination, joints are dried naturally to achieve maximum strength bond.
- Large I-beam frame & legs for max. rigidity and durability.
- Heavy-duty zinc-plated clamp with huge 3/4" diameter jack bolt for super strength.
- Caterpillar chain drive; the clamp sections rotate powerfully.
- A select switch control for moving in auto or manual mode.
- A most versatile and reliable edge gluing machine for woodworking industry, laminating for laminate board, parquet, flat stock, table top, core black, truck flooring, turnings, up chair seat, queen leg and many others.
- The clamp tightener with two pneumatic wrenches for rapid tightening and loosening of clamp.
- The two panel flatterer is pneumatically powered to hold down the panels flat while clamps are tightened.

SPECIFICATIONS:	CC-388PA	CC-4108PA	CC-4816AC	CC-4820AC	CC-4830 / 40AC
Total of Sections	8	8	16	20	30 / 40
Clamps at Each Section	6	8	8	8	8
Total Clamps	48	64	128	160	240 / 320
Max. Clamp Working Depth	40"	50"	50"	50"	50"
Max Working Width	98"	125"	100"	100"	100"
Max Working Thickness	3-1/2"	3-1/2"	3-1/2"	3-1/2"	3-1/2"
Panel Flatterer	1	1	1	2	2
Tightener Wench	1	1	1	2	2
Drive Motor	1/2 HP	1/2 HP	1/2 HP	1 HP	1 / 2 HP
Hydraulic Pump	~~	~~	3 HP	5 HP	5 HP
Electrical Requirements:	220V or 440V 3PH (Pre-wired 220V)				
Machine Size (W x H)	165" x 124"	185" x 150"	165" x 150"	165" x 150"	165" x 150"
Machine Size (Depth)	150"	168"	204"	220"	240" / 260"
Net Weigh (LBS)	6800	8400	9200	11000	16000 / 21000


(Training and installation, tooling & rigging are optional)



Optional Glue Spreader



Heavy-duty worm gear reducer to ensure the transmission quality of the machinery, and even in the state of unbalanced load rotation the caterpillar chain for rotation feeding is stable.



Assisted pressing bar (Anti-warp bar), which can pressing and laminating the wood block at the sametime and also can avoid wood board to become warped and make the products flat.



The pneumatic clamp carrier, the tightene is a standard device for all clamp carriers, has fast, low noise, long using lift and an minimum trouble air wrench.

