

QR-25 Series



Authorized Dealer:
Global Sales Group, LLC
P.O. Box 1835 * Chico, CA 95927
Toll Free: 877-474-5521
Office: 530-893-2444
www.globalsalesgroupllc.com



QR-25[®] Series

Reciprocating Air Compressors

1-25 HP



Quality Comes in All Shapes and Sizes- But Just One Color.

Quincy Has the Compressed Air Solution for Your Application.

Since 1920, Quincy's trademark blue compressors have been hard at work building our company's reputation for quality and performance in the world's most demanding applications and harshest environments.

We're Still Making History.

Today, you'll find that same leadership in Quincy's next-generation compressed air solutions that feature everything from smart controls to green technologies. We know that your company is counting on our reputation. That's why every Quincy product is designed, constructed and proven to deliver exceptional customer value before it is worthy of wearing the Quincy name.

Our Promise to You.

As a customer, you can always count on Quincy for a low cost of ownership through stable air pressure, easy maintenance and longer equipment life. And we back it all with one of the strongest warranties in the industry. No shortcuts and no substitutions. That's the quality of Quincy.


Proven Performance. Low Cost of Ownership. Long Life. Quincy's QR-25 Series Is the Right Choice.

When it comes to high-demand compressed air solutions, Quincy's QR-25 Series delivers. This proven line of reciprocating compressors offer time-tested performance, maximum efficiency and a low cost of ownership that helps you get the job done and expand your bottom line.

- **Quality Construction**
Made with durable cast iron that's pressure lubricated for longer life with minimal downtime.
- **Greater Efficiency**
Slower running operating speeds that produce more CFM per horsepower.
- **Grace Under Pressure**
Delivers output of up to 500 psig for your most challenging compressed air applications - Select Models 310, 325, 340.
- **Easy Maintenance**
Simple to maintain and cost-effective to operate over a longer operational life.
- **Low Cost of Ownership**
Maximum efficiency and minimal downtime over a longer life means higher productivity that lowers your cost of ownership.
- **Optional Equipment**
Customize your compressor with a magnetic starter, dual control, aircooled aftercoolers, separate air dryers, filers, condensate drains and more.

Quincy QR-25 Basic Compressor

Your Benefits Are By Our Design.



1 Low Operating Costs
Intake unloaders allow for loadless starting, system flexibility, energy savings and less wear on the motor.

2 Reduced Maintenance Costs
Individual valve pockets allow for easy access during routine maintenance.

3 No Discharge Line Check Valve Needed
Cast-iron valve seats are lapped for a total seal.

4 Increased Efficiency and Less Downtime
Steel valve discs use a unique low-lift design and cast-iron bumpers.

5 Extended Piston Life
High-pressure pistons are constructed of cast iron for maximum strength and durability.

6 High Efficiency
Cast-iron cylinders maintain rigid tolerances for high efficiency.

7 Extended Compressor Life
Aluminum connecting rods feature an oil passage for full flow lubrication to piston pins.

8 Built-In Compressor Protection
Hydraulic unloader and Safe-Q-Lube protects the compressor if oil pressure drops below normal (when loadless starting or dual control is specified).

9 Reduced Component Wear
Pressure lubrication with positive displacement oil pump assures constant lubrication of critical wear areas.

10 Easy Maintenance
Spin-on oil filter offers convenient changes and clean lubrication.

11 Durable Construction
Cast-iron crankcase and flywheel promote long-lasting strength.

12 Minimized Downtime
Tapered roller bearings are oversized for trouble-free operation.

13 Reduced Vibration
Rifle-drilled, counter-weighted, one-piece crankshaft extends bearings and wrist pin life.

14 Extended Equipment Life
Intercooler has large circular fins for maximum heat dissipation and longer life.




The QR-25 Series Stable of Workhorses


For over 75 years, Quincy's QR-25 Series reciprocating compressors have been the smart choice for industrial, military and seagoing installations across the country and around the world. Even today, our modern QR-Series is still highly regarded as a line of the world's most respected reciprocating compressors, with a choice of models to suit your application.

Get the Qniverse app for all your Quincy Compressor and compressed air system needs

- View and manage your compressor warranty registrations
- Log maintenance, access parts book and manual on your mobile device
- Find your local parts and service provider



Model 4125



Model 5120



Model F5120



Scan to download the Qniverse App



QR-25 Single-Stage Basic Compressor

Model No.	Typical HP Range @100 PSI	Bore (in)	Stroke (in)	No. Cyl.	Min RPM	*ACFM @100 PSIG Min RPM	Max. RPM	ACFM @100 PSIG Max. RPM	Max. Cont. Pressure (PSIG)	Max. Intermit. Pressure (PSIG)	Approx. Shipping Weight (lb)	LxWxH (in)
210	1 - 2	2.50	2.00	2	400	2.82	1000	6.34	100	150	71	13x7x15
216	1.5 - 3	3.00	2.50	2	400	4.74	900	10.70	100	100	200	17x13x21
240	3 - 7.5	4.00	3.00	2	400	10.47	900	23.56	100w	100	275	23x16x25
270	5 - 10	4.50	4.00	2	400	15.61	900	35.12	100	100	440	25x20x30
4125	10 - 20	4.50	4.50	V4	400	31.81	940	71.57	100	100	660	26x38x28

QR-25 Two-Stage Basic Compressor

Model No.	Typical HP Range	Bore L.P. (in)	Bore HP (in)	Stroke (in)	No. Cyl.	Min/Max RPM	*ACFM @175 PSIG Min/Max RPM	Max. Cont. Pressure (PSIG)	Max. Intermit. Pressure** (PSIG)	Approx. Shipping Weight (lb)	LxWxH (in)
310	2 - 3	3.50	2.00	2.50	2	400/920	3.9/9.63	200	500	200	21x10x21
325	3 - 5	4.50	2.50	3.00	2	400/900	8.3/18.64	200	500	295	22x17x25
340	5 - 10	5.25	3.00	3.50	2	400/900	13.2/29.64	200	500	480	27x16x30
350	5 - 15	6.00	3.25	3.50	2	400/940	15.6/36.60	200	350	480	28x16x31
370	7.5 - 15	6.00	3.25	4.00	2	400/1070	18.5/49.72	200	250	480	28x16x31
390	7.5 - 20	7.50	4.00	4.00	2	400/940	29.5/69.21	200	250	660	33x16x34
5120	10 - 25	6.00	3.25	4.00	V4	400/1040	36.5/94.97	200	250	815	32x41x31

* FAD tested in accordance with ISO 1217, Ed.3, Annex-C

** High pressure basic required above 250 PSIG

QR-25 Tank-Mounted Industrial Compressor

Model No.	HP	Bore L.P. (in)	Bore HP (in)	Stroke (in)	No. Cyl.	RPM**	CFM Piston Disp.	*ACFM**	Std. Press. Switch Set (PSIG)	Tank Size (Gallons)	Approx. Shipping Weight (lb)	LxWxH (in)
F210†	1	2.50	-	2.00	2	440	5.00	3.30	80-100	30	290	42x16x37
	1.5					691	7.90	4.80			480	
V210†	1	2.50	-	2.00	2	440	5.00	3.30	80-100	30	275	27x18x47
	1.5					691	7.90	4.80			275	
F310	2	3.50	2.00	2.50	2	628	8.70	6.30	135-175	60	560	53x22x48
V310	2					628	8.70			80	600	31x24x75
F325	3	4.50	2.50	3.00	2	459	13.60	10.40	135-175	60	710	53x26x51
						796	22.00	17.40		80	770	68x26x50
										120	975	73x26x56
V325	3	4.50	2.50	3.00	2	492	13.60	10.40	135-175	60	675	36x26x78
						796	22.00	17.40		80	775	36x26x78
F340	7.5	5.25	3.00	3.50	2	786	34.50	26.00	135-175	80	1095	68x28x56
										120	1120	73x28x61
F350	10	6.00	3.25	3.50	2	859	49.20	33.40	135-175	120	1225	73x30x62
F370	15	6.00	3.25	4.00	2	1060	69.40	49.30	135-175	120	1285	73x30x62
F390	20	7.50	4.00	4.00	2	877	95.80	67.00	135-175	120	1680	73x35x66
										200	2010	77x35x72
F5120	25	6.00	3.25	4.00	V4	951	124.50	90.40	135-175	120	2140	73x34x72
										200	2140	77x34x72

† Single-stage model

* FAD tested in accordance with ISO 1217, Ed.3, Annex-C

** RPM and ACFM shown at 100 PSI for single-stage models, 175 PSI for two-stage models

QR-25 Duplex Tank-Mounted Industrial Compressor

Model No.	HP 2X	Bore L.P. (in)	Bore HP (in)	Stroke (in)	No. Cyl.	RPM**	CFM Piston Disp. 2X	*ACFM 2X**	Std. Press. Switch Set (PSIG)	Tank Size (Gallons)	Approx. Shipping Weight (lb)	LxWxH (in)
FF210†	1.5	2.50	*	2.00	2	691	7.90	4.80	80-100	60	590	52x29x43
FF310	2	3.50	2.00	2.50	2	628	8.70	6.30	135-175	80	890	70x27x47
FF325	3	4.50	2.50	3.00	2	459	13.60	10.40	135-175	80	1050	72x28x51
	5					796	22.00	17.40		120	1280	77x30x56
FF340	7.5	5.25	3.00	3.50	2	786	34.50	26.00	135-175	120	1675	78x30x61
										200	2250	79x30x69
FF350	10	6.00	3.25	3.50	2	859	49.20	33.40	135-175	120	2345	78x30x62
										200	1965	79x30x69
FF370	15	6.00	3.25	4.00	2	1060	69.40	49.30	135-175	200	2430	79x30x69
FF390	20	7.50	4.00	4.00	2	877	95.80	67.00	135-175	200	3300	89x53x53
FF5120	25	6.00	3.25	4.00	V4	951	124.50	90.40	135-175	200	3750	90x75x72

† Single-stage model

* FAD tested in accordance with ISO 1217, Ed.3, Annex-C

** RPM and ACFM shown at 100 PSI for single-stage models, 175 PSI for two-stage models

QR-25 Base-Mounted Industrial Compressor

Model No.	HP	Bore L.P. (in)	Bore HP (in)	Stroke (in)	No. Cyl.	RPM**	CFM Piston Disp.	*ACFM**	Approx. Shipping Weight (lb)	LxWxH (in)
D210†	1	2.50	-	2.00	2	440	5.00	3.30	185	27x16x20
	1.5					691	7.90	4.80	190	
D310	2	3.50	2.00	2.50	2	628	8.70	6.30	415	34x22x14
D325	3	4.50	2.50	3.00	2	459	13.60	10.40	455	37x26x31
	5					796	22.00	17.40	510	
D340	7.5	5.25	3.00	3.50	2	786	34.50	26.00	770	40x28x36
D350	10	6.00	3.25	3.50	2	859	49.20	33.40	980	41x30x37
D370	15	6.00	3.25	4.00	2	1060	69.40	49.30	1045	41x30x37
D390	20	7.50	4.00	4.00	2	877	95.80	67.00	1320	48x35x41
D5120	25	6.00	3.25	4.00	V4	951	124.50	90.40	1530	63x34x38

† Single-stage model


* FAD tested in accordance with ISO 1217, Ed.3, Annex-C

** RPM and ACFM shown at 100 PSI for single-stage models, 175 PSI for two-stage models

All performance data meets CAGI/PNEUROP PN2CPTC2 and PN2CPTC3 acceptance test codes for electrically and I.C. engine-driven packaged displacement air compressors.

QR-25 High Pressure Industrial Compressors

Model No.	HP	Bore L.P. (in)	Bore HP (in)	Stroke (in)	No. Cyl.	RPM**	*ACFM**	Highest psi available**
310HP	2	3.50	2.00	2.50	2	564	4.96	500psi
	3					821	7.68	500psi
	5					884	9.20	500psi
325HP	5	4.50	2.50	3.00	2	682	12.20	250psi
	7.5					895	14.52	500psi
340HP	10	5.25	3.00	3.50	2	859	27.50	500psi
350HP	10	6.00	3.25	3.50	2	822	29.00	350psi
	15					932	33.81	350psi
370HP	15	6.00	3.25	4.00	2	1005	41.50	250psi
390HP	7.5	7.50	4.00	4.00	2	877	58.50	250psi
5120HP	25	6.00	3.25	4.00	4	937	77.50	250psi
	30					1028	88.80	250psi



Model FF390



Model D5120

* RPM and ACFM shown at 250 PSI

** Highest pressure available in base mount only on certain models



QR-25 Tank-Mounted Air Treatment Selection Guide

Model No.	HP	*ACFM	PSIG	Stages	Recommended Air Treatment			
					Dryer	Prefilter	After Filter	Aftercooler
F210	1	3.3	100	1	QRHT 25	QMF10	QCF10	111579-001
F210	1.5	4.8	100	1	QRHT 25	QMF10	QCF10	111579-001
V210	1	3.3	100	1	QRHT 25	QMF10	QCF10	111579-001
V210	1.5	4.8	100	1	QRHT 25	QMF10	QCF10	111579-001
F310	2	6.3	175	2	QRHT 25	QMF10	QCF10	111579-001
V310	2	6.3	175	2	QRHT 25	QMF10	QCF10	111579-001
F325	3	10.4	175	2	QRHT 25	QMF20	QCF20	111579-001
F325	5	17.4	175	2	QRHT 25	QPF30	QMF30	INCLUDED
V325	3	10.4	175	2	QRHT 25	QMF10	QCF120	111579-001
V325	3	17.4	175	2	QRHT 25	QPF30	QMF20	INCLUDED
F340	7.5	26	175	2	QRHT 50	QPF30	QMF30	INCLUDED
F350	10	33.4	175	2	QRHT 50	QPF60	QMF60	INCLUDED
F370	15	49.3	175	2	QRHT 50	QPF60	QMF60	INCLUDED
F390	20	67	175	2	QRHT 75	QPF60	QMF60	INCLUDED
F5120	25	90.4	175	2	QRHT 100	QPF125	QMF125	INCLUDED

* FAD tested in accordance with ISO 1217, Ed.3, Annex-C
 QPHR dryers require aftercoolers. QPHT dryers include after filter and aftercooler.



QR-25 Duplex Tank-Mounted Air Treatment Selection Guide

Model No.	HP	*ACFM	PSIG	Stages	Recommended Air Treatment			
					Dryer	Prefilter	After Filter	Aftercooler
FF210	2	6.6	100	1	QRHT 25	QMF10	QCF10	111579-001
FF210	3	9.6	100	1	QRHT 25	QMF10	QCF10	111579-001
FF310	4	12.6	175	2	QRHT 25	QMF20	QCF20	111579-001
FF325	6	20.8	175	2	QRHT 25	QPF30	QCF30	111579-001
FF325	10	34.8	175	2	QRHT 50	QPF60	QMF60	INCLUDED
FF340	15	52	175	2	QRHT 50	QPF60	QMF60	INCLUDED
FF350	20	66.8	175	2	QRHT 75	QPF60	QMF60	INCLUDED
FF370	30	98.6	175	2	QRHT 100	QPF125	QMF125	INCLUDED
FF390	20	134	175	2	QRHT 125	QPF125	QMF125	INCLUDED
FF5120	50	180.8	175	2	QRHT 250	QMF200	QMF200	111579-001

* FAD tested in accordance with ISO 1217, Ed.3, Annex-C

** Two required
 QPHR & QPNC dryers require aftercoolers. QPHT dryers include after filter and aftercooler.

Quincy Helps You Do More. For Less.

When you purchase a Quincy compressor, you're investing in proven, long-term performance. As our customer, you'll appreciate the minimized downtime, reduced maintenance costs and energy efficient operation of the industry's low cost of ownership leader. Plus, we back it all with a rock-solid warranty.

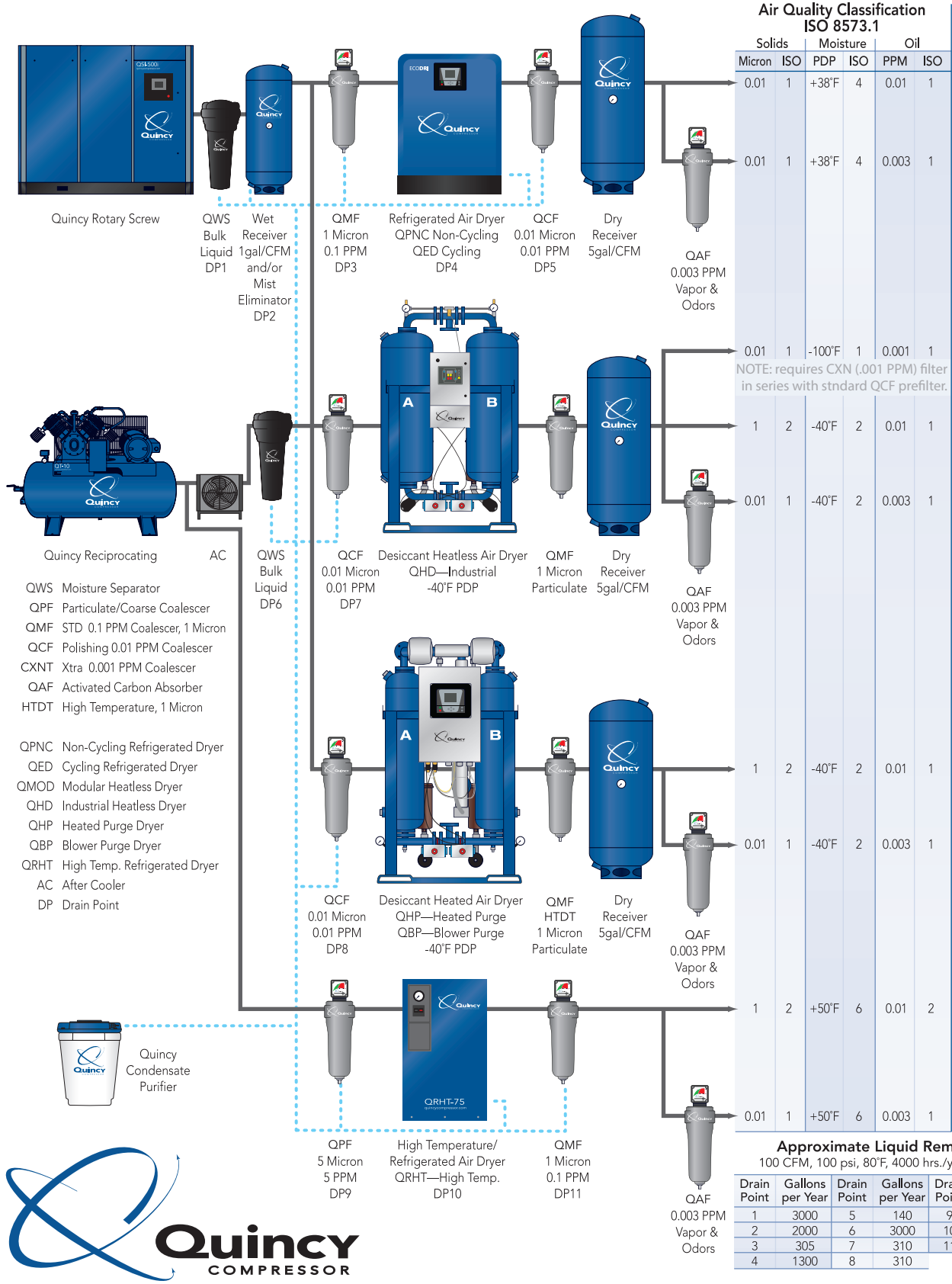
For more information on the QR-25 Series or other air compression solutions, contact your Quincy representative or visit us online at QuincyCompressor.com.



Manufactured in Bay Minette, Alabama
 Performance You Demand.
 Reliability You Trust.



Compressed Air Systems Best Practice



Performance You Demand. Reliability You Trust.™

701 N. Dobson Avenue | Bay Minette, AL 36507
 Phone 251.937.5900 | Fax 251.937.0872
 Email: info@quincycompressor.com | QuincyCompressor.com

©2018 Quincy Compressor. All rights reserved. Printed in U.S.A.
 (QR25-004 10/19)