





Authorized Dealer:
Global Sales Group, LLC
P.O. Box 1835 * Chico, CA 95927
Toll Free: 877-474-5521
Office: 530-893-2444
www.globalsalesgroupllc.com



CC-41012AO 50"X125" 40 Section Auto Clamp Carrier
CC-41016AO 50"X125" 20 Section Auto Clamp Carrier
CC-41020AO 50"X125" 30 Section Auto Clamp Carrier
CC-41030AO 50"X125" 40 Section Auto Clamp Carrier

Optional:

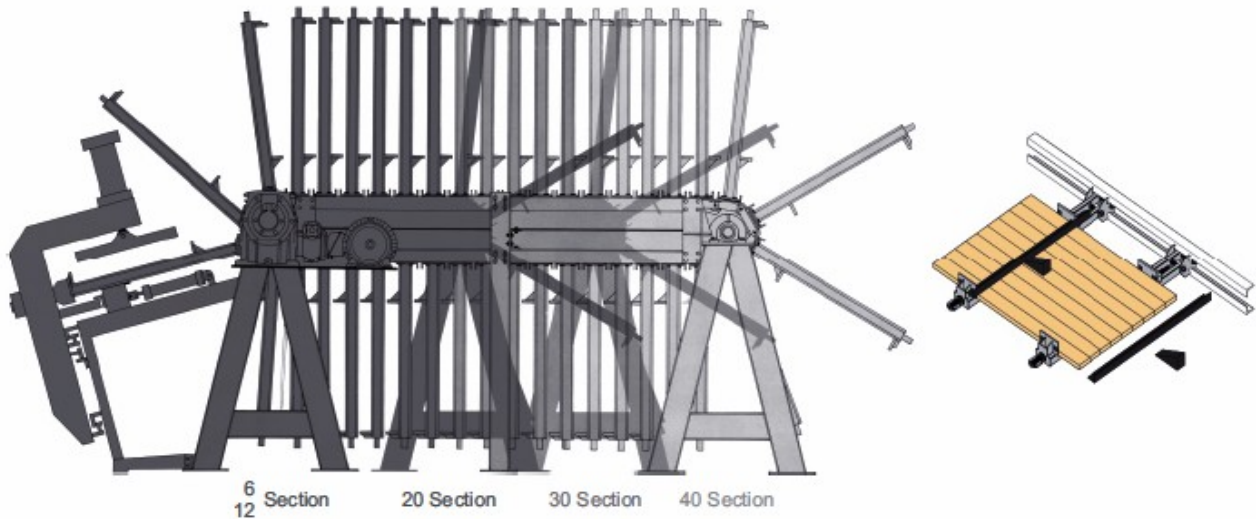
- CC-4C EXTRA CLAMP EACH
- GS-12ME 12" GLUE SPREADER
- GS-12C46 12" GLUE SPREADER CONVEYOR
- GS-60RO2 60" TWO SIDE GLUE SPREADER
- GS-12RO2 12" TWO SIDE GLUE SPREADER



Features:

- Automatic full clamping & un-clamping cycle.
- Line of automated room temperature cold gluing and lamination, joints are dried naturally to achieve maximum strength bond.
- Large I-beam frame & legs for max. rigidity and durability.
- Heavy-duty zinc-plated clamp with huge 3/4" diameter jack bolt for super strength.
- Caterpillar chain drive; the clamp sections rotate powerfully.
- A select switch control for moving in auto or manual mode.
- A most versatile and reliable edge gluing machine for woodworking industry, laminating for laminate board, parquet, flat stock, table top, core black, truck flooring, turnings, up chair seat, queen leg and many other.
- The clamp tightener, with two pneumatic wrenches for rapid tightening and loosening of clamp.
- The two panel flattener is pneumatic powered to hold down the panels flat while clamps are tightened.
- Hydraulic clamping power.


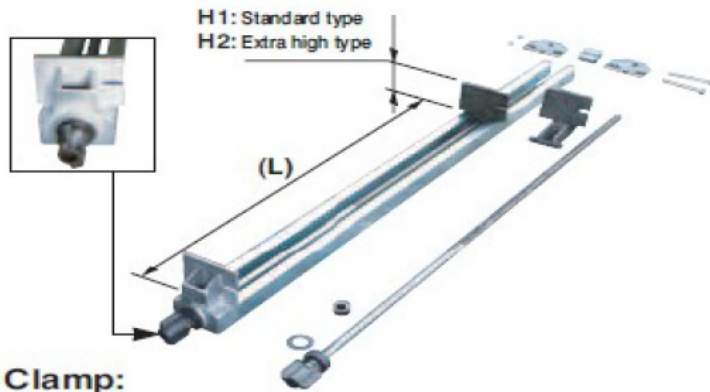
SPECIFICATIONS	CC-41012AO	CC-41016AO	CC-41020AO	CC-41030AO
Total of Sections	12	16	20	30
Clamps at Each Section	8	8	8	8
Total Clamps	96	128	160	240
Max. Clamp Working Depth	50"	50"	50"	50"
Max Working Width	125"	125"	125"	125"
Max Working Thickness	3-1/2"	3-1/2"	3-1/2"	3-1/2"
Panel Flattener	2	2	2	2
Tightener Wench	1	1	1	1
Drive Motor	2 HP	2 HP	3 HP	3 HP
Hydraulic Pump	2 HP	2 HP	2 HP	2 HP
Electrical Requirements:	220V or 440V 3PH (Pre-wired 220V)			



Hydraulic type with top press cylinders.



Heavy-duty worm gear reducer to ensure the transmission quality of the machinery, and even in the state of unbalanced load rotation the caterpillar chain for rotation feeding is stable.




Clamp:

- The clamp body is manufactured from steel.
- The rear jaw is manufactured from ductile iron for superior strength and durability.
- Exclusively designed reinforcing collar on front jaw.



Optional Glue Spreader



Fully Auto Model