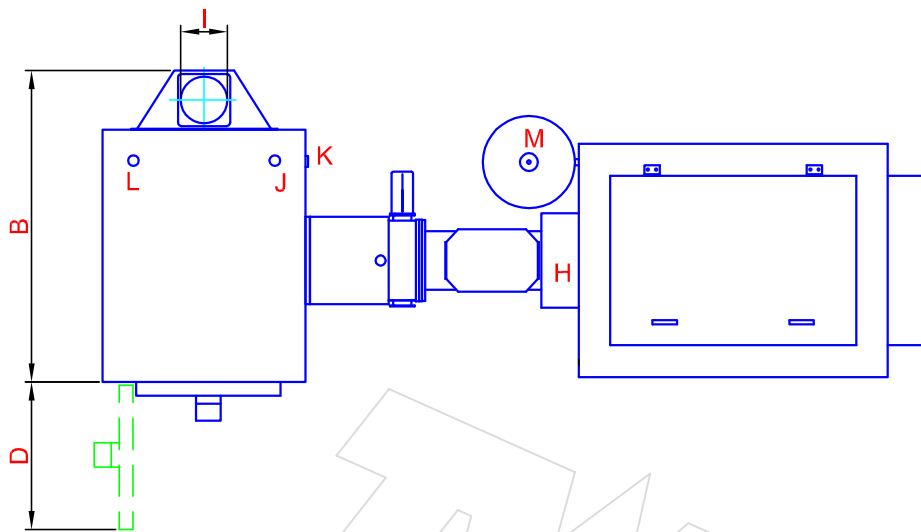
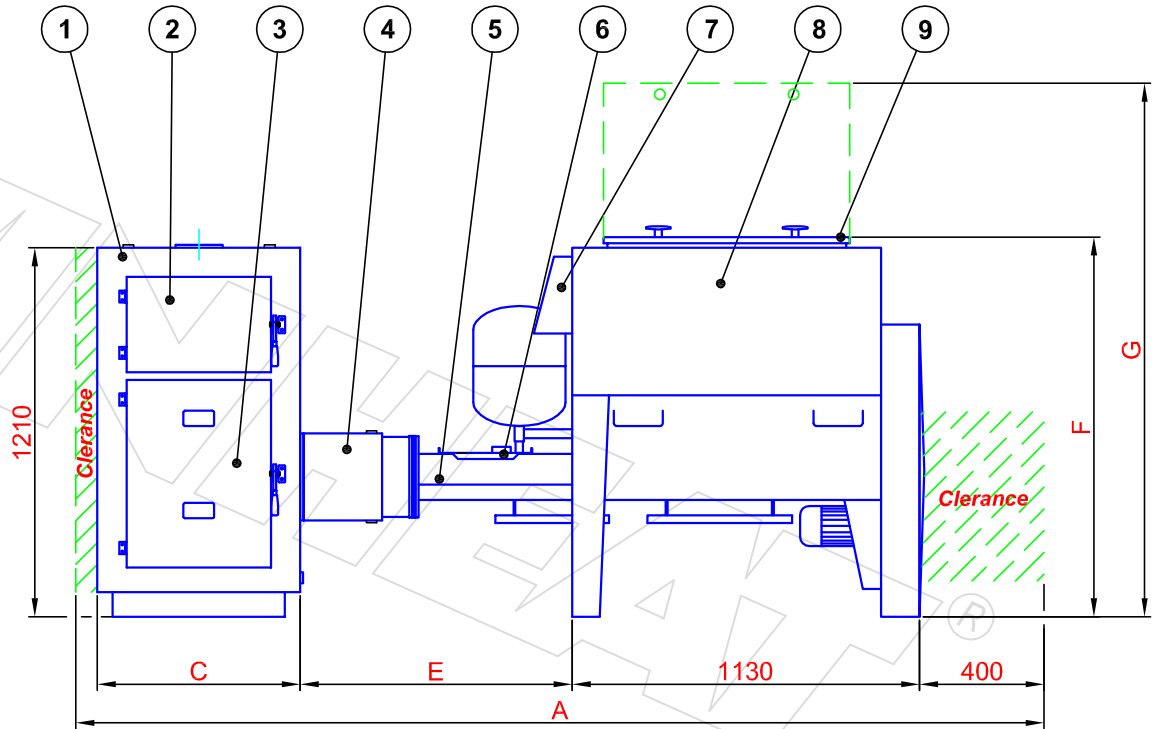


COMBI SYSTEM TYPE M - 500 & 700 L

with stoker-inlet on the side of the boiler



Dimensions in mm.

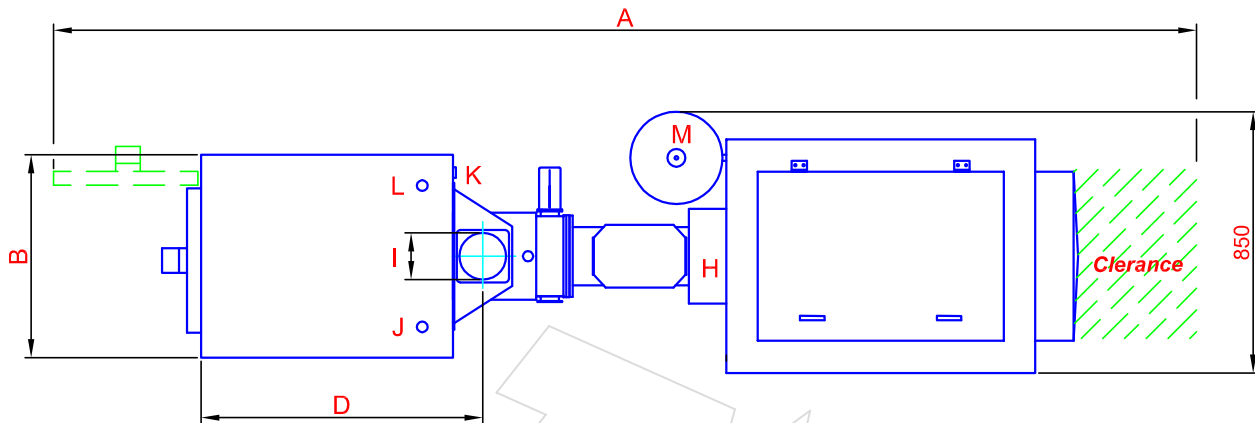
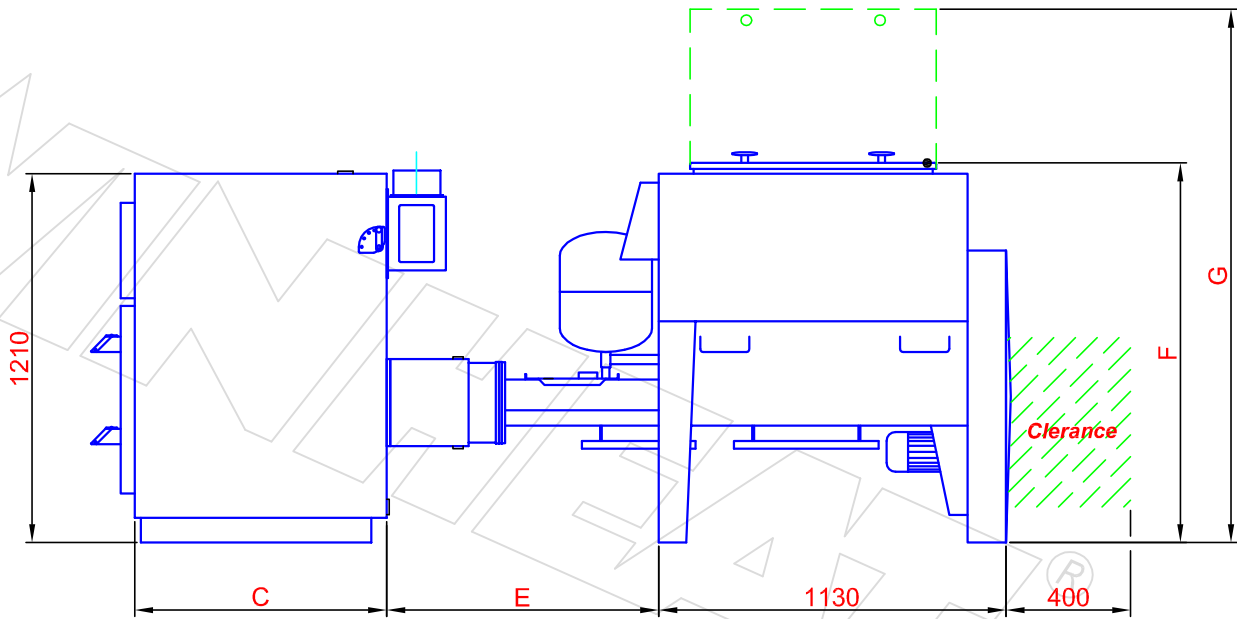
Type	Dimensions					500 L fuel store		700 L fuel store	
	A	B	C	D	E	F	G	F	G
M20i	3120	1015	660	500	860	1200	1750	1450	2000
M40i	3375	1450	660	800	1115				
M80i	4020	1480	960	800	1410				

Type	Connection					
	H	I	J	K	L	M
M20i	Electrical con.	Flue spigot	Flow	Return	Expansion	Sprinkler
M40i	Optional single phase 230V or 3 phase 400V	Ø153	G1"	G1"	G1"	G1/2"
M80i		Ø213	G2"	G2"	G2"	

1. Boiler unit
2. Cleaning door
3. Boiler door
4. Burner tube
5. Auger channel
6. Sprinklersystem
7. Controller
8. Fuelstore
9. Lid

Twin Heat A/S • Nørrevangen 7 • DK9631 Gedsted
 Mail: twinheat@twinheat.dk • www.twinheat.dk

With stoker-inlet on the rear of the boiler



Dimensions in mm.

Type	Dimensions					500 L fuel store		700 L fuel store	
	A	B	C	D	E	F	G	F	G
M20i	3710	660	820	920	860	1200	1750	1450	2000
M40i	4365	660	1220	1330	1115				
M80i	4960	960	1220	1350	1410				

Type	Connection					
	H	I	J	K	L	M
M20i	Optional single phase 230V or 3 phase 400V	Ø153	G1"	G1"	G1"	G½"
M40i		Ø185	G1½"	G1½"	G1½"	
M80i		Ø213	G2"	G2"	G2"	