

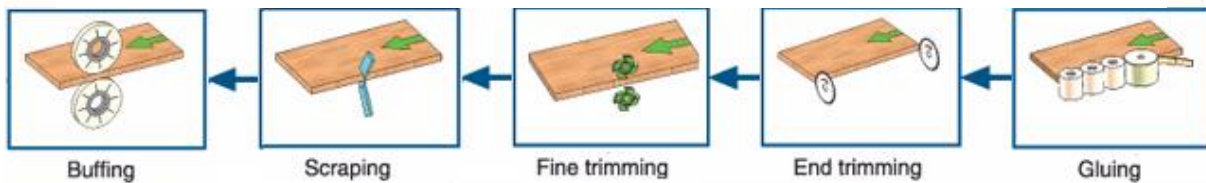


Authorized Dealer:
 Global Sales Group, LLC
 P.O. Box 1835 * Chico, CA 95927
 Toll Free: 877-474-5521
 Office: 530-893-2444
 www.globalsalesgroupllc.com

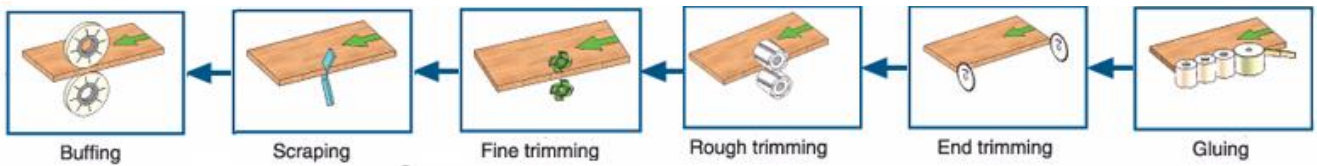


AUTO EGDEBANDERS

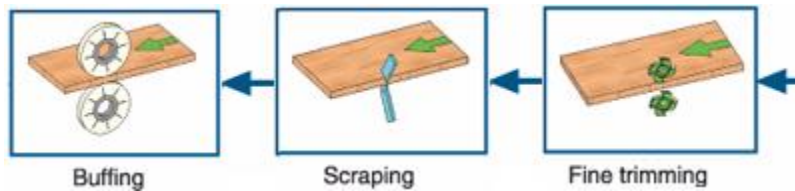
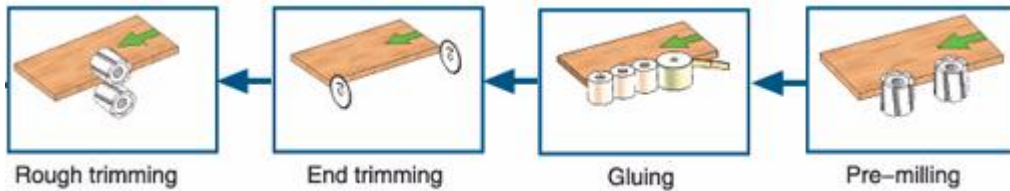
EB-K5	EB-K6	EB-K7PM	EB-K7CR	EB-K8 PMCR	Equip with
		∅		∅	Pre-Mill
∅	∅	∅	∅	∅	Auto Strip & Coil Feed
∅	∅	∅	∅	∅	3 mm Guillotine
∅	∅	∅	∅	∅	Hot Melt Glue Pot
∅	∅	∅	∅	∅	Front & Back End Trim
	∅	∅	∅	∅	Top & Bottom Trim
∅	∅	∅	∅	∅	To & Bottom Fine Trim
			∅	∅	Conner Rounding
∅	∅	∅	∅	∅	Profile Scraper
∅	∅	∅	∅	∅	Buffing



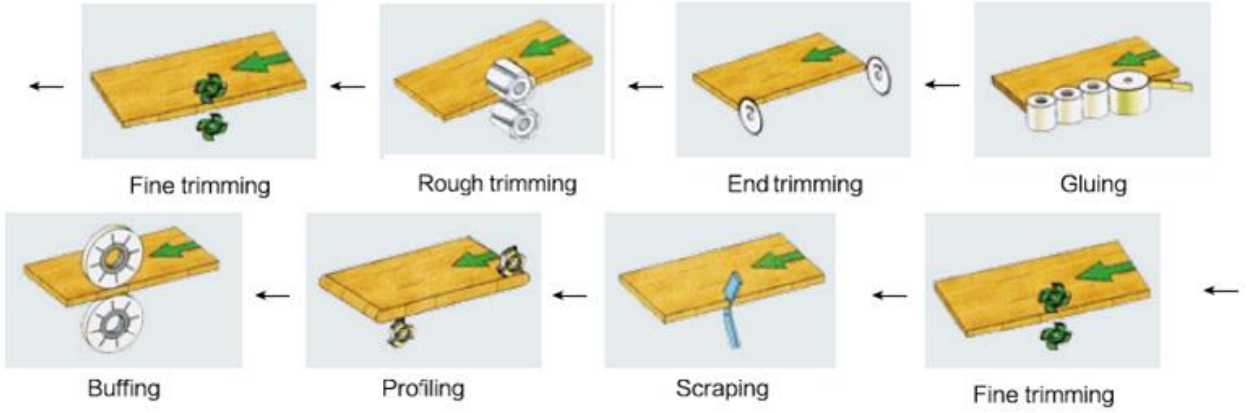
EB-K5 Auto Edge Bander



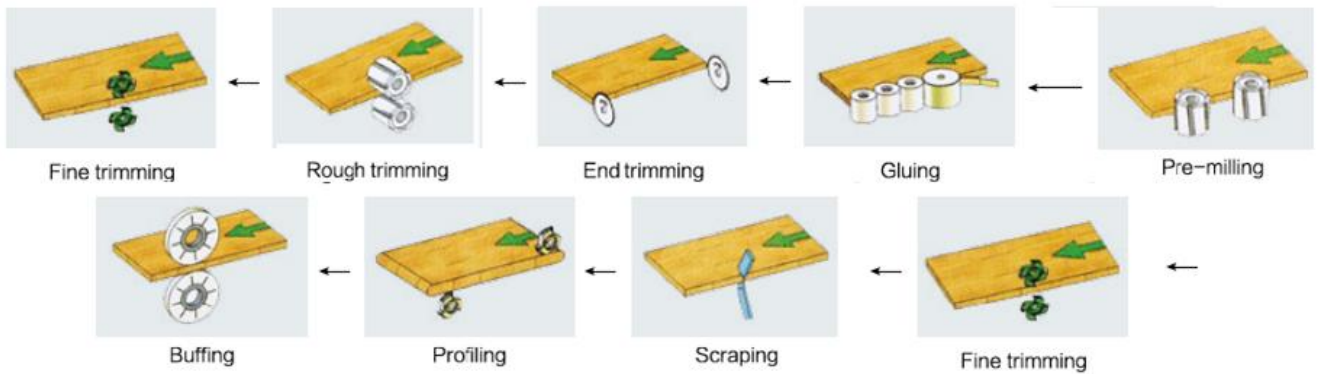
EB-K6 Auto Edge Bander



EB-K7PM Auto Edge Bander




EB-K7CR Auto Edge Bander



EB-K8PMCR Auto Edge Bander

- Automatic feed station for: Pre-Mill, Gluing, Pneumatic Guillotine, Double End Trimming, Top & Bottom Fine Edge trimming, Edge Polishing **(BY THE MODEL Number)**,
- The feed of edging material by “strip” or coil is automatic and synchronous with panel feed.
- Sound / Safety covers for all work units with all required dust extraction outlets.
- Heavy, robust construction to eliminate vibration and ensures accuracy and stability.
- Pressure beam with staggered rubber rollers for optimum guidance of workpiece.
- Chain track with precision ground round guides to ensure precise linear tracking of the workpiece and rubber pads to eliminate “marring.”
- Pressure beam mounted on two heavy cast columns with mechanical digital readout for thickness adjustment.
- Outtrigger support for wider workpieces.
- Side Pressure Unit: Side pressure with one driven and two idle rollers with independent adjustment for straight edge banding only.
- Gluing Unit: Hot melted glue unit with synchronously driven glue roller for application of hot melted glue to the vertical edge of the workpiece prior to the application of edge banding.
- End Cutting Unit: Pneumatic guillotine application for cutting end of band material.
- Double End Trimming Unit: Application for fine trimming front & rear edge by saw blade with two independent high frequency, inverter driven motors.
- Edge Fine Trimming Unit: This top and bottom edge fine trimming unit is complete by cutterhead with two independent high frequency, inverter driven motors to round the corners and edges automatically.
- Polishing Unit: Apply the finest finish surfacing process on top and bottom edge.

SPECIFICATIONS:	EB-K4	EB-K5	EB-K6	EB-K7PM
Edging PVC Film Band Thickness	0.4 ~ 3 mm	0.4 ~ 3 mm	0.4 ~ 3 mm	0.4 ~ 3 mm
Work piece Thickness	10 ~ 60 mm	10 ~ 60 mm	10 ~ 60 mm	10 ~ 60 mm
Work piece Min. Length	6.3"	6.3"	6.3"	6.3"
Work piece Min. Width	3.5"	3.5"	3.5"	3.5"
Gluing Roller Motor	0.75 KW	0.75 KW	0.75 KW	0.75 KW
Heating Glue Tank Power	2.3 KW	2.3 KW	2.3 KW	2.3 KW
Pre-Mill Motor	~	~	~	2.25 KW x 2
Pre-Mill Cutter Speed	~	~	~	12000 RPM
End Trimming Motor	0.7 KW x 2	0.7 KW x 2	0.7 KW x 2	0.7 KW x 2
End Trimming Speed	12000 RPM	12000 RPM	12000 RPM	12000 RPM
Rough Edge Trimming Motor	~	~	0.7 KW x 2	0.7 KW x 2
Rough Edge Trimming Speed	~	~	12000 RPM	12000 RPM
Fine Edge Trimming Motor	0.7 KW x 2	0.7 KW x 2	0.7 KW x 2	0.7 KW x 2
Fine Edge Trimming Speed	12000 RPM	12000 RPM	12000 RPM	12000 RPM
Scraping Heads	~	2 Sets	2 Sets	2 Sets
Polish Motor	0.18 KW x 2	0.18 KW x 2	0.18 KW x 2	0.18 KW x 2
Polish Wheel Speed	1400 RPM	1400 RPM	1400 RPM	1400 RPM
Feed Speed	0 ~ 60 FPM	0 ~ 60 FPM	0 ~ 60 FPM	25 ~ 60 FPM
Feed Motor	1.5 KW	1.5 KW	1.5 KW	1.5 KW
Total Power	8.94 KW	8.94 KW	10.4 KW	14.04 KW
Machine Size (L x W x H)	156" x 43" x 63"	170" x 43" x 63"	185" x 43" x 63"	123" x 43" x 63"
Net Weight	3500 LBS	3600 LBS	4200 LBS	4900 LBS



[EB-K7-PM \(Double Pre-Mill Heads\)](#)



[Hot Glue Tank Unit](#)



[Front & Back End Trim Unit](#)




[Rough - Fine Top & Bottom Trim Unit](#)



[Scraping Unit](#)




[Buffing Unit](#)



Conner Rounding



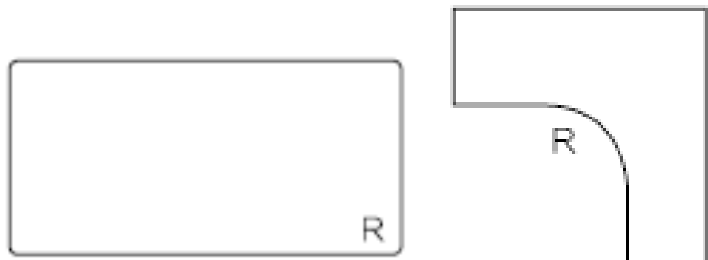
Optional PUR Glue Applicator






EB-KCT Contour Edge Bander

Specification	EB-KCT
Max. Power	2.95 kw
Edge Banding Speed	140 to 270 fpm
Working Capacity	
Rectangle Shape	Max 39" x 78"
	Min. 2" x 7-3/4"
1 mm Band	R min. 1-1/8"
2 mm Band	R min. 2"
3 mm Band	R min. 3-1/8"
Round Shape	8" to 94"
Odd Shape	R min. 10"
Max. Material	88 lbs
Table Height	37"
Machine Size	89" L x 63" W x 62" H
Machine Weight	1,250 lbs






Glue Applicator



Controller



Band Feeder & Rotary Table



Edge Top & Bottom Trimming Station