
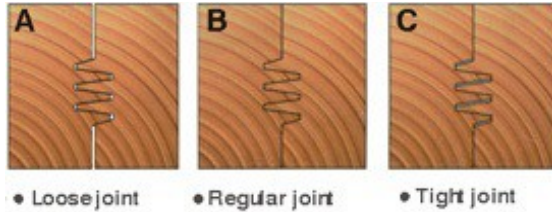




Authorized Dealer:
Global Sales Group, LLC
P.O. Box 1835 * Chico, CA 95927
Toll Free: 877-474-5521
Office: 530-893-2444
www.globalsalesgroupllc.com



SFJ-530 Auto Finger Joint Shaper Machine
SFJ-610 Auto Finger Joint Shaper Machine

Optional: SFJ-15G FINGER JOINT GLUE APPLICATOR

Features:

- The SFJ-530 performs end trimming and shaping functions on right or left end of sticks.
- The SFJ-610 performs scrolling, end trimming and shaping functions on right or left end of sticks.
- Air-operated clamp comes down holding sticks firmly in place. After workpiece is clamped, table starts to feed, performs trimming and shaping operations.
- The trim saw is fitted to cut the stock for even end of edges.

- The shaper spindle is precision constructed for cutting finger, tenon shapes accurately and accommodates a maximum cutter diameter up to 6".
- The spindle height adjustment is displayed on a dial readout gauge for easy adjustment.
- The table travels on a precision linear motion guide for stability.
- The table traverse is driven by hydraulic power system, ensuring very stable, smooth workpiece feeding. Thus, an accurate, fine cutting result is guaranteed.
- Variable feed speed permits proper feed selection for hard or soft wood materials.
- Powerful industrial motor for maximum cutting capacity.
- Precision sealed long-life bearing.
- Heavy cast iron frame and table for durability usage.

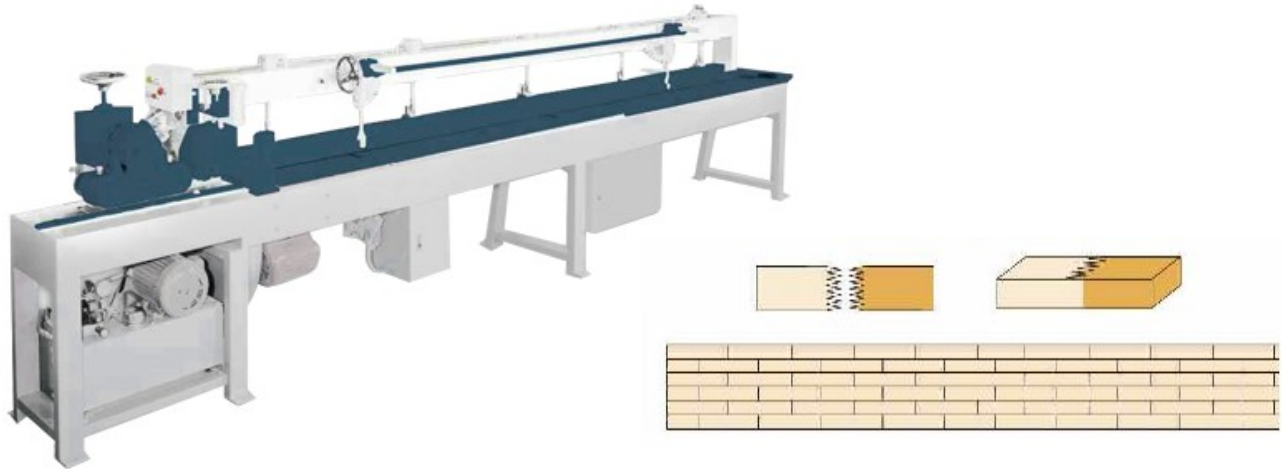
SPECIFICATIONS	SFJ-530	SFJ-610
Min. Working Length	8"	8"
Working Table Width	16"	24"
Max. Working Length	~	~
Max. Shaping Thickness	6"	6"
Dia. Of Shaper Spindle	50 MM	50 MM
Speed at Shaper Spindle	9000 RPM	9000 RPM
Speed of Saw Spindle	3500 RPM	3500 RPM
Dia. of Saw Spindle	1"	1"
Saw Size	10"	10"
Shaping Speed	2.5 Times / Min.	2.5 Times / Min.
Glue Motor (SFJ-610G)	~	1/4 HP
Shaper Spindle Drive Motor	15 HP	15 HP
Saw Drive Motor	3 HP	3 HP
Feeding Belt Motor	~	1 HP
Hydraulic Pump Motor	2 HP	2 HP
Dust Hood Outlet (Dia.)	5"	5"
Machine Size (L x W)	92"x73"	116" x 65"
N.W.	2640 LBS	2860 LBS
G.W.	3300 LBS	3420 LBS



SFJ-15G Finger Joint Glue Applicator

Features:

- Pneumatic operates the finger platen up & down to bring the glue from glue pot to ensure even glue amount for fast application.



SFJ-4500A Finger Joint Assembly Press
SFJ-4500C Finger Joint Assembly Press

Option: SFJ-530 FINGER JOINT SHAPER

Features:

- Efficient automatic machine that performs three functions, jointing of sectional sticks which have been glued, cutting the jointed sticks to desired length, final assembly is securely
- The SFJ-4500A is single layer loader, SFJ-4500C is double layer loader for more fast productions
- Length of jointed stick is 16 ft. Other sizes can be custom made and available upon request pressed by powerful hydraulic system, then the jointed sticks be feed out regularly.
- Auto power feeder for fast feeding and auto stops at the desired length to be cut.
- Furnished with cut off saw as standard equipment for cutting workpieces to the length.

SPECIFICATIONS	SFJ-4500A	SFJ-4500C
Max. Length of Joint	181"	181"
Max. Width of Joint	6"	6"
Max. Thickness of Joint	3"	3"
Working Speed	0 ~ 26 FT / Min	0 ~ 90 FT / Min
Cut Off Saw Speed	3500 FPM	3500 FPM
Cut Off Saw Dia.	12" x 1" Arbor	12" x 1" Arbor
Infeed Motor	1/4 HP	1/2 HP
Hydraulic Pump Motor	5 HP	5 HP
Cut Off Saw Drive Motor	2 HP	3 HP
Machine Size (L x W x H)	227" x 48" x 60"	286" x 57" x 60"
N.W.	3520 LBS	4180 LBS
G.W.	4300 LBS	4620 LBS

(Training and installation, tooling & rigging are optional)
 (Customer is responsible for local regulations and connecting utilities)

Finger Joints Station Detail

Hold Down Press:

1. The Side Press will come in first to align the material first then backward.
2. The Top Press come down to hold the material.
3. The Side Press coming again to firmly hold the material



Saw & Hogging Station:

- Saw blade to cut off the material:
(10" Dia x 100T x 50 mm Arbor)
- Hogging Cutter to chipping the extra material:
(10" x 12T x 1" Arbor)



Shaper Station:

Finger Shaper Cutter to make finger at end of the material.



(Optional: Glue Injection Spreader Station)

Pneumatic action glue injector to apply / spread the glue into the fingers for ready to use finger jointer press.

