




Authorized Dealer:
Global Sales Group, LLC
P.O. Box 1835 * Chico, CA 95927
Toll Free: 877-474-5521
Office: 530-893-2444
www.globalsalesgroupllc.com



SFJ-250A Auto Feed Through Unlimited Length End Matcher

SFJ-300A Auto Feed Through Unlimited Length End Matcher

(Training and installation, tooling & rigging are optional)
(Customer is responsible for local regulations and connecting utilities)

Features:


- The Auto End Match Machine performs end tenoning, mortising, and shaping at both ends of the stick.
- PLC control combined with touch-sensing screen for maximum convenience of operation.
- Each cutter head is driven by an independent powerful motor.
- 7500 rpm spindle speed.
- Unlimited wood length.
- Auto conveyor for in feed and out feed processes.
- Cutter feed is controlled by a frequency inverter that permits variable speed changes to suit various cutting conditions.
- Pressure plates are actuated by air cylinders.
- Hard chrome-plated table features maximum wear resistance.
- Table rollers increase feed smoothness.
- Powered in feed roller conveyor is driven by a 0.37KW motor.
- 3400mm in feed roller conveyor and 2200mm out feed conveyor table are standard equipment.
- Fully enclosed splash guard.
- Air-operated clamp comes down holding sticks firmly in place. After workpiece is clamped, cutter head moves in and performs shaping operation.
- The shaper spindle is precision constructed for cutting finger shapes accurately and

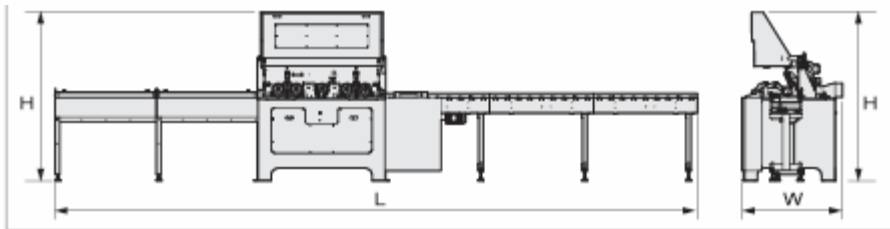

accommodates a maximum cutter diameter of up to 6". The spindle height adjustment is displayed on a dial gauge.

- One cutter for male finger, second cutter head for female cutting.

SPECIFICATIONS	SFJ-250	SFJ-300
Working Width	1-1/2" ~ 10"	1-1/2" ~ 12"
Working Thickness	3/8" ~ 1-3/8"	3/8" ~ 1-3/8"
Min. Working Length	10-1/2"	10-1/2"
Max. Working Length	Unlimited	Unlimited
Feed Speed (Variable)	297 FPM	297 FPM
Cutting Speed	79 FPM	79 FPM
Cutter Motor	5-1/2 HP x 2	5-1/2 HP x 2
Feed Motor	1 HP	1HP
Cutter Movement Motor	1/2 HP	1/2 HP
Cutter Spindle Diameter	40 mm	41 mm
Air Requirement	12 CFM	13 CFM
Machine Size (W x L x H)	51" x 90" x 62"	51" x 90" x 62"
Machine Weight	2310 LBS	2560 LBS

(Training and installation, tooling & rigging are optional)
 (Customer is responsible for local regulations and connecting utilities)





TONGUE AND GROOVE CUTTERSET

