



Authorized Dealer:
Global Sales Group, LLC
P.O. Box 1835 * Chico, CA 95927
Toll Free: 877-474-5521
Office: 530-893-2444
www.globalsalesgroupllc.com

■ STRIEBIG ■



GUIDE TO VERTICAL PANEL SAWS

Versatile. Precise. Solid.




COMPACT & COMPACT PLUS

Flexible & economical entry-level saw.

COMPACT machines are ideal for the small to medium-sized cabinet shop, closet manufacturer, solid surface fabricator, or as an offline saw in a high-production shop. They are built to the same exacting standards as the top-of-the-line **EVOLUTION & CONTROL**, but suited to shops that primarily cut one sheet at a time, though they have the ability to cut up to 3 sheets of 3/4" material at once.

Standard sizes for North America are the super space-saving 5'x10' cutting **COMPACT** and the 5' x 15' capacity **COMPACT Plus**, but are available in nine frame sizes, several of which are designed to process taller (6' 9-1/2") and increasingly popular European panels in the same footprints, and for minimal additional investment.



COMPACT PLUS
5'5" x 15'1" cut capacity
(Also available in 17'6" length and taller frames to cut Euro-size panels.)

COMPACT
5'5" x 10'2" cut capacity
(All in less than 65 square feet!)

*Optional feature

Legendary accuracy & dependability

The inventors of the modern vertical panel saw, STRIEBIG saws are the benchmark by which all other vertical panel saws are measured and are made in Switzerland by the world's best engineers and machine builders.

Accessories



VSA Scoring*



DMS - Digital measuring system*



Snap-in aluminum supports*



Repeat rip device with roller

"It is just an amazing machine. It paid for itself in the first three months and has paid for itself many times over since then." - Karas & Karas Glass Co.



STANDARD & STANDARD S

The universal vertical saw.

Tried and tested over 50 years, the **STANDARD** just keeps on going day after day. The world's best-selling saw of its kind, it offers a step-up in horsepower and cutting depth for tougher, heavier materials, as well as v-grooving and coving for solid surface.

The **STANDARD S** keeps the flexibility and durability of the original and raises the bar with enhanced benefits and additional options. Buy a **STANDARD S** with the premium comfort package and get the Y-axis digital measuring system, pneumatic clamping motor carriage with motorized fine adjustment, automatic locking support rollers and laser-line horizontal cut indicator.

Comfort Package Accessories:



Laser indicator for horizontal cuts




Y-axis digital measuring system and pneumatic clamping motor carriage with motorized fine adjustment

*Optional feature



VSA Scoring*



V-grooving & coving*



OptiDivide* - a self-contained optimizer and label printer walks operator through the cut sequence. Available for all STRIEBIG models.

Unparalleled in Safety

The saw blade is continually covered, the panel is stationary, and the vertical design nearly eliminates kickback - greatly reducing risk of injury to operators.



THE SAW UNIT

Strong, powerful 7.5hp motor with 3-1/8" cutting depth.

Choose from 3 back support options.

"We used our first machine for nearly 40 years and its ability to be highly productive, reliable and precise with minimal operator movement is what keeps us in the STRIEBIG family today." - Kochman, Reidt & Haigh



EVOLUTION & CONTROL

Cutting technology meets the future.

These advanced, electronically controlled STRIEBIG models are loaded with convenience features that make panel cutting one of the more desirable jobs in the shop. The two models are exactly the same, aside from the **CONTROL**'s automatic travel and available options, taking it a step up from the **EVOLUTION**.

Digital measuring with fine adjustment is standard, as is the full wood support grid, which supports small or narrow parts and flimsy materials and adds an extra layer of dust control. The **CONTROL** is also the ideal machine for precision strip-cutting with the EPS.Y electronic positioning system for horizontal cuts. Enter the dimension and the saw goes into position.

"Screen-to-machine" **OPTIMIZATION** from the office is available on the **CONTROL** with optional ExpertCut technology.

Quality Cuts, Every Time

Unlike a table saw, on a **STRIEBIG** the panel is stationary and the saw moves on precision guide-ways through the material so you're not relying on an operator to keep the work-piece up against a fence. What results is straight, square, chip-free cuts, every single time.



Automatic saw head pivoting is just one feature that automates the sawing process.



The 12" color touch screen with advanced user interface controls most saw functions.




Trim the top panel edge automatically on the **CONTROL** and both have a laser line for horizontal cut positioning.



With the 4SB option panels can be trimmed automatically without having to be flipped.

"With the purchase of the automatic STRIEBIG saw, we're not just saving money because the saw is quick, we're also saving man-hours because we can multitask while the Control is operating." - Shad's Custom Countertops



STRIEBIG 4D

The ultimate high-end CNC automatic saw.

Every **4D** machine is tailor-made to your requirements. Most are made to incorporate the precision lifters and pusher for effortless, 1-man handling of sheets and optimized finish-cut parts. The operator simply confirms the next step in the cycle, presses "go" and removes and labels finished parts.

Depth of cut up to 5" is available, as is a two-speed or powerful variable-speed motor and frame sizes to cut up to 10' x 30' 6" capacity.

Use the Panel Optimization Program to maximize material use and simplify the cutting sequence for employees.

Unmatched Versatility

No other vertical saw manufacturer has the range of frame sizes and variety of features and options available. True split-blade scoring, angle cutting, digital measuring, programmable positioning, dado cutting, V-grooving, and lifting systems that allow trimming of the bottom edge without flipping the panel. We've got it!



Run sophisticated cut optimization programs via the 12" touch screen.



Fully automatic programmable panel pusher (optional).



Automatic panel lifters have a 570 lb. capacity (optional).



Extended cutting depths up to 5" available on the 4D.

**"With the STRIEBIG, I have the ability to facilitate a large job without being a large shop."
- Professional Millwork Inc.**

FEATURES & ACCESSORIES

FRAME

	COMPACT	STANDARD	STANDARD S	EVOLUTION	CONTROL	4D
Support roller braking system - Foot pedal accuated	O	S				
Support roller braking system - Automatic		O	O		S	
Wood support grid (TRK1 version) including wood small part support area		O			S	
Wood small parts support (full length on Std- taller, right side only on Std S)	S	O			S	
Snap-in Aluminum small parts supports (pair)	O	S		O		
High-strength composite center shelf fingers			O			

MEASURING SYSTEM

EPS.X positioning stop system for vertical cuts					O	
EPS.Y positioning system for horiz. cuts incl. auto top trimming					S	
DMS-X digital measuring for vertical cuts		O			S	
DMS-Y digital measuring for horizontal cuts †	O		O	S		EPS.Y
WSG Angle cutting attachment			O			
Repeat rip device (strip cutting gauge)	O	S				
Template bar stops (6 pc.) for setting common horizontal cut positions*	S †	S		DMS-Y		EPS.Y
Auxiliary flip stops (4") w/removable handle		O	S (1)	S (3)		

SCORING (true, split-blade)

Manual engagement	O		O			
Electronic engagement					O	

MOTOR & CONTROL, DEPTH OF CUT

Two-speed saw motor 6hp incl. ProLock Easy-fit tool clamping syst.				O		
Variable speed motor					O	
100mm (4") cut depth					O	
130mm (5-1/8") cut depth						O

AUTOMATION

4SB bottom panel trimming option					O	
Extended feed speed range 0.1-25m/min (0.33-82 ft/min)						O
PAV Panel Raising/Lowering Device (two on 6m machine)						O
PPS Programmable Panel Feeder (pusher)						O
ASP Auto Saw Beam Positioning					O ††	O

OPTIMIZATION

Opti Divide cut optimization incl. 12" screen, printer, WLAN, adapter, etc.			O			
BaseCut CON "light" optimization incl. EPS.X, ASP, printer, LAN, etc.					O	
ExpertCut CON "professional" optimizer incl. EPS.X, ASP, printer, license					O	
POP Panel Optimization Program (on-screen optimization)						O
PIOS Professional optimization software						O

CONVENIENCE

Laser line for sighting horizontal cuts			O		S	
Document holder		O			S	
Operating time counter			O		S	
ProLock Easy-fix tool clamping system				O		S

GROOVING

Dado/Grooving		O				O
ACM (Aluminum Composite Material) grooving		O				O
Solid Surface V-Grooving and Coving			O			

S Standard O Optional O Optional (Factory Installed) O Standard S Comfort Package Only Not Available

† included on all Compact models except Basic 4164

†† included with BaseCut or ExpertCut

SPECIFICATIONS

	CUT CAPACITIES						REQUIREMENTS			
	Length			Height (crosscut)**			Depth	HP	Electric*	Air
Compacts	Short (4m)	Regular (5m)	Long (6m)	Regular	Tall	X-Tall	2-3/8"	5-1/4	208-480V, 3-phase	N/A
	10' 2"	15' 1"	17' 6"	5' 5"	6' 9-1/2"	7' 2"				
Standards, Evolution & Control	10' 10"	14' 1"	17' 4"	5' 6"	7' 1"	7' 4"	3-1/8"	7-1/2	220V, 3-phase (Standards only can also be 440V)	100 psi**
	4D	N/A	N/A	17' 4" (9' 10" CNC mode)	N/A	N/A				

Note: Technical dust specifications and machine dimensions can be found on our website at www.csaw.com. All models meet strict European TRK dust standards (when connected to a separate dust collector).

*Single-phase possible via rotary phase converter

**only Standards that have optional automatic locking support rollers require air

***for trimming height subtract approximately 5"