



STRIEBIG 4D
CONTROL
EVOLUTION

STANDARD S
STANDARD
COMPACT



Authorized Dealer:
Global Sales Group, LLC
P.O. Box 1835 * Chico, CA 95927
Toll Free: 877-474-5521
Office: 530-893-2444
www.globalsalesgroupllc.com

STANDARD S

VERSATILE · PRECISE · SOLID
Universal vertical sawing technology

STANDARD S

UNIVERSAL VERTICAL SAWING TECHNOLOGY

1



STANDARD S TRK: Comfort (please note that all machines depicted in this brochure feature additional equipment).

VERSATILITY MEETS PEDIGREE

The legend lives on, the name is a pledge.

The STRIEBIG STANDARD is the world's best-selling vertical panel saw of all. In terms of technology, it sets new standards time and time again. Its flexibility is legendary.

The STANDARD S adds another chapter to this success story. We have retained proven features and integrated new elements.

PRECISION MEETS COMFORT

Enhanced benefits throughout.

Perfect edges and precise dimensions – the sizing cut principle applies to every Striebig saw.

With the STANDARD S, we are adding a new dimension to the benefits for hand-guided sawing. Two versions, a Comfort package with advanced basic equipment and more than 20 additional options and accessories raise the STANDARD S to a different level.

2



The Swiss label symbolises quality, safety, reliability and common sense.

We put these values into practice and implemented them on a daily basis for your benefit.



Vertical structure - our Lucerne headquarter front.

3

ROBUSTNESS MEETS EXPERIENCE


Know-how and passion brought together.

For more than 5 decades we have focussed on one single product category: vertical sawing technology. For us, it is both our ambition and our mission.

We create sustainable values for you – with passion and extensive knowledge of your requirements: the STRIEBIG, the synonym for vertical panel saws.

Mount Pilatus, the mountain on Lucerne's doorstep. It offers 2132 possibilities above sea level. It can be reached with the world's steepest cogwheel railway, a panorama gondola and an aerial cableway. Or – in the traditional way – "on foot".





STANDARD S TRK2 Comfort

SAW FRAME BEAM UNIT

The saw unit and control box of the STANDARD S – the perfect combination of functionality and ergonomics.

5



THE SAW BEAM

Guarantees angular accuracy and robustness.

The saw beam's steel construction is particularly stable and durable. Its twin interlocking feature provides perfect angular accuracy. It ensures that the cutting precision of the STANDARD S is retained for many, many saw cuts.

The standard strip cutting gauge facilitates repeat cuts.

THE SAW UNIT

Robust mounting, powerful drive.

The motor: high-performance and powerful, 5.5 kW (7.5 hp). The guide: zero-play and free-moving.

In conjunction with the robust mounting of the motor carriage, it ensures effort-free and precise operation. 80mm cutting depth as standard.

6



STANDARD S TRK2

7



STANDARD S TRK1 Comfort

THE SAW FRAME

Precision thanks to stability.

Self-supporting, welded and rigid, the saw frame is the heart of every Striebig panel saw.

The upper guide rail, central support and roller support are 100% parallel to each other. This ensures long-term cutting precision and an excellent degree of protection for your investment.

8

TWO VERSIONS - WIDE VARIETY OF POSSIBILITIES

RECOMMENDED: THE COMFORT EQUIPMENT

9

Perfectly equipped with the Comfort package straight from the factory: Pneumatic clamping motor carriage, digital measuring system vertical (Y) axis, pneumatically braked support rollers, laser-supported horizontal cut indicator.




10



STRIP CUTTING GAUGE

Problem-free strip cutting.

Integrated as standard for horizontal repeat cuts.



SMALL WORKPIECE SUPPORT

Aluminium or wooden version.

The standard/optional small workpiece support prevents small workpieces from tilting away between the support bars on the central support.

ROLLER SUPPORT

With 17 rollers and brake pedals.

The STANDARD S is equipped with 3 brake pedals for the roller support as standard.

The Comfort versions have pneumatic brakes.



DIGITAL MEASURING SYSTEM VERTICAL

Motorised Y-axis fine adjustment at the touch of a button.

STANDARD S - EQUIPMENT TRK1 / TRK2	STANDARD S	STANDARD S	STANDARD S	STANDARD S
	TRK1	TRK2	TRK1	TRK2
	Comfort	Comfort		
Saw frame, Saw beam, Saw unit / motor carriage	S	S	S	S
TRK dust extraction system	S	S	S	S
Strip cutting gauge	S	S	S	S
Automatically yielding wooden support wall	S	-	S	-
Automatically yielding aluminium support frame	-	S	-	S
Roller support with 17 rollers and 3 brake pedals	-	-	S	S
Device for wall-mounted assembly	S	S	S	S
Strip cutting gauge for repeat cuts	S	S	S	S
Programmed cam follower for recurring dimensions	S	S	S	S
Small workpiece support, aluminium	○	S / ○	○	S / ○
Small workpiece support, wood	S	○	S	○
Pneumatic clamping motor carriage	S	S	-	-
Digital measuring system, vertical (Y) axis incl. motorised fine adjustment	S	S	-	-
Pneumatically braked support rollers	S	S	-	-
Laser-supported horizontal cut indicator	S	S	○	○

S = Standard · ○ = Option

EVEN MORE STANDARD S

OPTIONS AND RANGE OF ACCESSORIES

13



VSA-SCORING SAW UNIT

Saves time, money and tools.

The VSA is a must for larger quantities, a potentially low-quality panel or coated panel material.

15



WSG-ANGLE CUTTING UNIT

Cutting mitres with precision.

The WSG angle cutting unit is used on the left and right next to any vertical cutting point. It is quick and easy to fit. Applications: Panels up to 42 mm thick, exact angles and mitres of 0° to 46°.

Option = factory assembly
Accessories = installation at your workshop

14




Reversible carbide tips for adjustable grooving tools

GROOVING AND ROUTING


Expand your range.

With many orders, grooving or routing work is essential. They can be carried out without difficulty on a STANDARD S. Groove or route wood materials and composite panels.




16

90° grooves (V-shape) for bends up to 90°



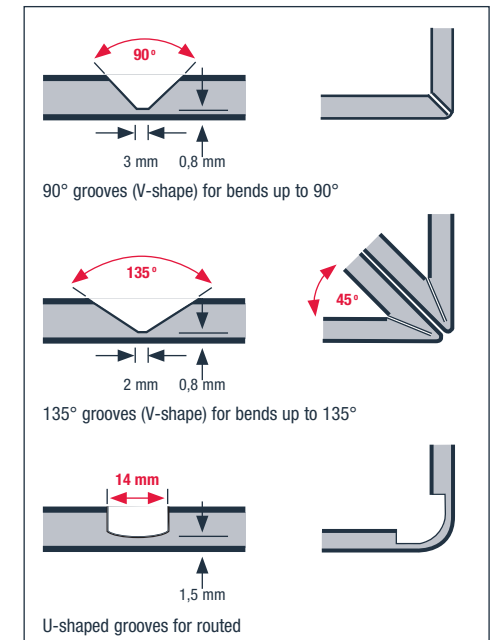
17

135° grooves (V-shape) for bends up to 135°



18

U-shaped grooves for routed grooves



19

DMS-X - DIGITAL MEASURING SYSTEM X-AXIS

Always the right dimension. DMS digital measuring system for the x-axis.

Freely adjustable display accuracy of between 1.0/0.5 and 0.1 mm.

20

21

LASER INDICATOR

Pin-point accuracy.

Laser-supported horizontal cut indicator.

CENTRAL SUPPORT PLASTIC FRAME

More protection for sensitive edges.

"High-end" frames made of fibre-reinforced plastics offer special protection for sensitive edge materials and for postforming edges.

23

24



PAPER HOLDER

Documents always within reach.

Keeps the work documents available right beside the control box.



OPERATING TIME COUNTER

Record times precisely.

Records the operating and running times of the STANDARD S exactly.

WIDEN THE POSSIBLE USES AND APPLICATIONS OF YOUR STANDARD S

22


- VSA scoring saw unit
(Scoring saw blade can be adjusted with washers)
- VSA scoring saw unit
(Infinitely adjustable scoring saw blade)
- WSG angle cutting unit
- NVV grooving accessory for composite panels and adjustable grooving tool
- Reversible carbide tipped adjustable grooving tool 8 - 15 mm
- Reversible carbide tipped profile cutter, U-shaped / 135° / 90°
- KTA small workpiece support, aluminium
(2 elements)
- KTA small workpiece support, wood
(right-hand side, STANDARD TRK2 only)
- Digital measuring system, horizontal (X) axis DMS-X
- Laser-supported cut indicator
- Cutting height limit, Y-axis
- Saw motor operating time counter
- Paper holder
- Set for free-standing assembly
- Horizontal separation of the frame
- Two-speed saw motor (4 KW)
- Tropical insulation
- Special voltage
- High-end frame
- Pro Lock Easy-Fix tool clamping system
(Cutting range larger than L = 5,300 mm)



TECHNICAL SPECIFICATIONS


STANDARD S

25



STANDARD S TRK1 Comfort

26



STANDARD S TRK2

Striebig AG

Grossmatte 26
CH-6014 Luzern

Tel. +41 (0) 41 259 53 53
Fax +41 (0) 41 259 53 50

www.striebig.com
info@striebig.com



27

The SWISS LABEL emphasises the origin and quality awareness of goods and services of Swiss origin.

STRIEBIG AG is entitled to the use of this trademark.

WWW.STRIEBIG.COM

STANDARD S - TRK1 / TRK2

Type	Dimensions in mm				Cutting range in mm		
	L	H	D1 free	D2 wall	L	H vert	H hor
6224	6,612	3,060	1,766	1,376	5,300	2,240	2,100
6216	6,612	2,976	1,730	1,369	5,300	2,160	2,016
6168	6,612	2,502	1,525	1,327	5,300	1,680	1,540
5224	5,612	3,060	1,766	1,376	4,300	2,240	2,100
5216	5,612	2,976	1,730	1,369	4,300	2,160	2,016
5168	5,612	2,502	1,525	1,327	4,300	1,680	1,540
4224	4,612	3,060	1,766	1,376	3,300	2,240	2,100
4216	4,612	2,976	1,730	1,369	3,300	2,160	2,016
4168	4,612	2,502	1,525	1,327	3,300	1,680	1,540

STANDARD S - TRK1 / TRK2

Weight of the saw	approx. 1,000 kg	Saw blade speed	4,800 rpm
Cutting depth	80 mm	1 extraction connection	ø 140 mm
Saw motor rating	5.5 kW	Compressed air connection *2	6-10 bar
Saw blade diameter	300 mm	Connected load	7.5 kW
Saw blade bore	30 mm *1	Mains connection	3 x 400 V / 50 Hz
Emission sound pressure level at the workplace L _{PA}	83 dB *3		

D1 free = for free-standing installation · D2 wall = for wall-mounted assembly · *1 with 2 side holes ø 9 mm, radius 30 mm · *2 Compressed air connection only required for options · *3 Measurement standards and emission values in accordance with EN 1870-14, measurement uncertainty allowance K = 4 dB(A) · Special voltages and special frequencies on request. (All details refer to the STANDARD S type 6224)

EXCEPTIONALLY EFFICIENT INTEGRAL TRK DUST EXTRACTION SYSTEM**. DUST LIMIT VALUE BELOW 1MG/M³ (TRK1)

**TRK is the abbreviation for „Technische Richt-Konzentration“ (Technical target concentration). These values have been applicable since July 1988 and specify the maximum permissible wood dust concentration at the workplace. The TRK value is 2 mg/m³ total dust based on a working average (shift) of 8 hours. Connection to an external dust extraction system is required. The system used must have an extraction performance of 20 m/sec. (vacuum approx. 1,400 Pa.) at the connector in order to meet the TRK specifications.

All technical specifications are approximate values. We reserve the right to amend specifications in accordance with further development.
www.facebook.com/striebig.ag

A. 05/17 1.0 EN

STRIEBIG

Please refer to our website for the most current technical specifications of the STANDARD S. Scan the QR code. Done!

