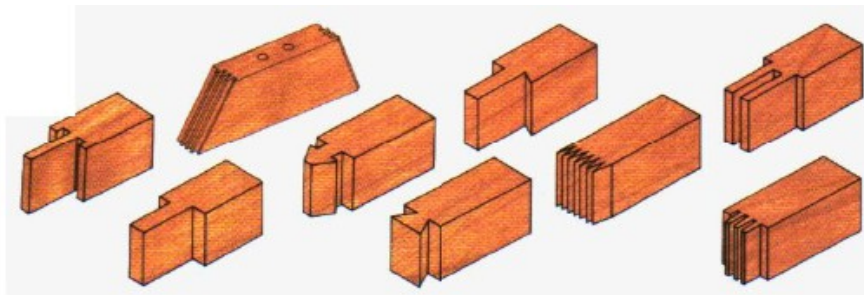





Authorized Dealer:
Global Sales Group, LLC
P.O. Box 1835 * Chico, CA 95927
Toll Free: 877-474-5521
Office: 530-893-2444




SET-60 Single End Tenoner

Features:

- It performs cut off, burrs trimming, and moulding functions.
- Two 4" D x 5" L max. tenon cutter, cope spindle accepts general shaper cutter. Suited for cutting tenons, finger joints for windows or door frames and general joint-tenon.
- Hand, manual-operated clamping and feeding of stock.
- First the trim saw to cut off the end of stock evenly.
- Then two moulding, tenon spindles are mounted at the rear of saw enables machine to perform edge moulding.
- Since each head is adjusted independently, a wide variety of tenon can be cut.
- At the end the cope spindle provides 6000 RPM cutting, allowing to feature a spindle sharper function.
- All operations can be accomplished in a single pass of feeding, high efficiency is ensured.
- Powerful industrial motor for maximum cutting capacity.
- Precision sealed long-life bearing.
- Heavy cast iron frame and table for durability usage.

SPECIFICATIONS		SET-60
CAPACITY	Max. Length of Cut	~
	Min. Length of Cut	5"
	Max. Width of Cut	17"
	Max. Clamping Thickness	4"
TRIM SAW	Saw Blade Dia.	8" ~ 10"x 1
	Saw Arbor Dia.	1"
	Saw Blade Speed	4000 RPM
	Saw Head Tilt	NO
TENONER HEADS	Spindle Shaft	1" Dia. Taper x 4" L x 2
	Spindle Speed	4000 RPM
COPE HEAD	Spindle Speed	3600 RPM
	Spindle Shaft	1" Dia. x 4" L
	Spindle Tilt	NO
TRAVERSE	Saw Longitudinal Travel	3"
	Saw Vertical Travel	3"
	Carriage Cross Travel	20"
MOTOR	Saw & Tenoner Head	3 HP x 1
	Cope Head	3 HP x 1
WEIGHT	N.W.	990 LBS
	G.W.	1200 LBS

(Training and installation, tooling & rigging are optional)
 (Customer is responsible for local regulations and connecting utilities)



Top & Bottom Tenor Heads