




Authorized Dealer:
 Global Sales Group, LLC
 P.O. Box 1835 * Chico, CA 95927
 Toll Free: 877-474-5521
 Office: 530-893-2444
 www.globalsalesgroupllc.com



TRS-3200



TRS-1200TB, TRS-3200TB

TRS-1200TB 8" T & B Multiple Rip Saw / Moulder
TRS-3200 12" Bottom Multiple Rip Saw / Moulder
TRS-3200TB 12" T & B Multiple Rip Saw / Moulder

Option: LA-6000 Laser Light
SM-AOFEED Auto Feed Magazine


Features:

- TRS-1200T, TRS-3200TB built with horizontal top & bottom moulder or rip saw heads.
- TRS-3200 built with horizontal bottom moulder or rip saw head only.
- The machine can plane or shape the wood at two surfaces or rip it. Ideal for shutters, moulding etc.


- Special order profile hold down & groove table for slat ripping.
- Designed to meet the exacting standards required for high quality production line use. The slat rip saws are manufactured to precise tolerances, and feature the newest designs for operator safety and volume production.
- All of these features combined show what a true value these machines are in today's highly competitive market.
- Precision fence ensures absolute accuracy between blade & fence, equipped with measuring ruler gauge.
- Double anti-kickback fingers mounted at the infeed side provides maximum safety protection.
- Heavy-duty industrial TEFC motor ensures full depth cutting capacity in all materials.
- Ruggedly constructed steel frame for durability and extended machine life.
- The variable feed speed allows the machine to meet the cutting requirements of different materials.
- Saw head built to precise tolerances ensures accuracy for all straight line rip saw operations.
- Powered pneumatic upper & lower pressure rollers for precise cutting.
- The saw arbor is manufactured from alloy steel for dependability and anti-fatigue, heat treated, precision ground and balanced providing precise cutting performance.

SPECIFICATIONS	TRS-1200TB	TRS-3200	TRS-3200TB
Max. Working Width	8"	12-1/2"	12-1/2"
Max. Working Thickness	5"	4-3/4"	9-1/2"
Min. Working Length	10"	10"	10"
1 st Top Spindle			
Spindle Diameter	40 mm	~	70 mm w/ 2 keys
Spindle Speed	6000 rpm	~	4000 rpm
Spindle Motor	10 HP	~	30 HP
Max. Cutter / Saw Diameter	6"	~	14"
2 nd Bottom Spindle			
Spindle Diameter	40 mm	70 mm w/ 2 Keys	70 mm w/ 2 Keys
Spindle Speed	6000 rpm	4000 rpm	4000 rpm
Saw Blade	12"	10" ~ 16"	10" ~ 16"
Spindle Motor	15 HP	30 HP	50 HP
Up & Down Motor	1/2 HP	1/2 HP	1/2 HP
Feed Speed (Variable)	12 ~ 60 FPM	12 ~ 60 FPM	12 ~ 60 FPM
Feed Motor	3 HP	3 HP	5 HP
Top Press Elevating Motor	1 HP	1 HP	1 HP
Machine Size (L x W x H)	76" x 51" x 60"	81" x 40" x 60"	96" x 64" x 55"


(Training and installation, tooling & rigging are optional)
 (Customer is responsible for local regulations and connecting utilities)



TRS-3200



TRS-1200TB, TRS-3200TB



Optional Auto Feed Magazine