




Standard CNC 408/510



Castaly's Woodworking CNC Machine are perfect for:

- ❖ Three-dimensional wood processing
- ❖ Cupboard doors
- ❖ Wooden doors
- ❖ Window processing
- ❖ Video game cabinets
- ❖ Furniture processing
- ❖ Plastic processing
- ❖ Wood and plastic engraving

Authorized Dealer:

Global Sales Group, LLC
P.O. Box 1835 * Chico, CA 95927
Toll Free: 877-474-5521
Office: 530-893-2444
www.globalsalesgroupllc.com

General Information

General specs

1. Machine Gantry X Axis square rails Parallel vertical accuracy 0.001" (0.03mm)
2. Y Axis square rails Parallel vertical accuracy 0.001" (0.03mm)
3. Z Axis ball screw Parallel vertical accuracy 0.001" (0.03mm)
4. Machine Re-position accuracy 0.001" (0.02mm)
5. Machine working accuracy 0.004" (0.10mm)
6. Grating ruler travel accuracy 0.002" (0.05mm)

Features

- ❖ All "servo motor" driving system: All axes are driven by brush-less type, high torque AC servo motors.
- ❖ DSP CNC controller is setup to accept standard G-code programming formats along with on board conversational applications.
- ❖ Optional CAD/CAM system can create and edit part programs then send to machine for easy cutting. DXF files can be imported, modified and edited from here to create a G-code.
- ❖ DNC is no longer required as the PC directly stores all part programs in a text editable file.
- ❖ Machine designed ready for 3-D cutting usage and superior performance.
- ❖ Moving gantry construction for space saving.
- ❖ The rigid steel frame construction has been stress relieved prior to finish machining to provide repeat-ability and accuracy.
- ❖ Automatic frequency brake for the spindle allows rapid deceleration resulting in faster tool changes.
- ❖ Linear guides and sliding blocks are pre-loaded with recirculation bearings to ensure maximum rapid traverse and precision.
- ❖ The X & Y axis are equipped with a precision rack & pinion driving system. The Z axis utilizes a ball screw assembly complete with the pre-loaded and ground screw for long life and optimum accuracy.

Technical data

1-	Control system	Weihong NK105 G3
2-	Spindle	6.0kW (8.6Hp) air-cooled spindle 6,000-18,000 rpm
3-	Bed frame	Heavy duty metal welding
4-	Table	Vacuum table 6 zones
5-	Driving system	Yaskawa servo drive and motor (japan)
6-	Y axis driving system	Helical rack & pinion
7-	X & Z axis driving system	Hiwin ballscrew (Taiwan)
8-	Axis square rail	Hiwin linear square rail (Taiwan)
9-	Inverter	7.5 kW
10-	Electric parts	Schneider (France)
11-	Limit switch	Omron (Japan)
12-	Electrical wiring	Siemens (Germany)
13-	Control Switch	Moeller (Germany)
14-	Lubrication	Hand control with aluminum oil pipe
15-	Machine working size	408: 51'' (X) x 98'' (Y) x 7-3/4'' (Z) 510: 63'' (X) x 126'' (Y) x 7-3/4'' (Z)
16-	Machine Size (L x W x H)	408: 122'' (X) x 87'' (Y) x 71'' (Z) 510: 99'' (X) x 149'' (Y) x 71 (Z)
17-	Max Travel speed	1,400 IPM
18-	Max working speed	1,000 IPM
19-	Machine Power	3phase, 220V, 38A
20-	Machine net Weight	408: 3,510 lbs 510: 3,960 lbs
21-	Tool length device	Automatic
22-	Vacuum pump	Option
23-	CAD/CAM software	Option




9.0 kW spindle




Weihong NK105 control




Electric cabinet




Lubrication system



Rigid frame



6 zones Vacuum table



Tool length measuring system