


ASSEMBLY AUTOMATION®

Automation Components For Screw Feeding




SA-1M

SA-1.5

SA-2.5

Screw Feed Units for Hand-Held or Fully Automatic Operation



Automatic Screwdrivers

Self-feed units .
Hand held units .

Air or electric tools . Torque reaction arms .

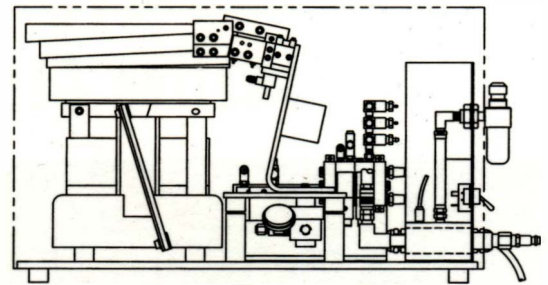
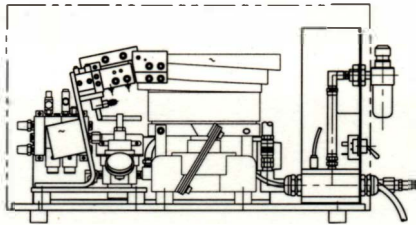
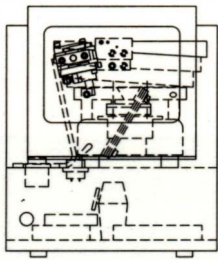
Positive screw extension . Power assist handpieces . Single / multi spindle components .

The SA-1M, SA-1.5 & SA-2.5 Feed Units can be used with Assembly Automation's Multi-Head Drivers or Handpieces

Web Site: www.assemblyauto.com

1849 Business Center Dr. Duarte, CA 91010 USA

Distributed by:
Global Sales Group, LLC
Toll Free (USA & Canada): 877-474-5521
www.globalsalesgroupllc.com



FEEDER TYPES

| DIMENSIONS | MODEL SA-1M | MODEL SA-1.5 | MODEL SA-2.5 |
|--------------------------------------|---|-----------------|-----------------|
| Length | 13.0 in. | 21.5 in. | 24.5 in. |
| Width | 13.0 in. | 12.5 in. | 14.5 in. |
| Height | 15.65 in. | 13.0 in. | 14.5 in. |
| Door Ht. Max | 29 in. | 22 in. | 25.5 in. |
| Weight - Lbs. | 60 lbs. | 100 lbs. | 250 lbs. |
| Bowl Size | 8 in. Diameter | 10 in. Diameter | 14 in. Diameter |
| Bowl Capacity | 3.5 lbs. | 7.5 lbs. | 11.5 lbs. |
| Max Screw Size | #6 x .75 LG | 1/4 x 1.5 LG | 1/4 x 2.5 LG |
| Air Supply @ 80PSIG (Feeder Only) | 6 CFM | 8 CFM | 8 CFM |
| Electrical | | | |
| Power - Watts | 250 | 250 | 250 |
| Voltage | 120 VAC 60 HZ (240 VAC 50 HZ Available) | | |
| Noise Level | Less than 72 DBA | | |
| Feed Tube Length (Effective) | 8.5 ft. | 14 ft. | 14 ft. |
| Compatibility | Note: Up to 30 ft. available With most Pneumatic and Electric Screwdrivers | | |

Features

Screw Feed Units From Assembly Automation Industries

The vibratory bowls are coated with a tough polymer lining for long life and fastener protection.

Feed units may be used as hand held or fully automatic systems.

Feed units have steel sound deadening enclosures and lapped spool high performance valves.

All escapements and tracks are hardened and ground tool steel.

Hardened inserts are placed in high wear areas of the bowl.

Controls are packaged as a 'plug in' module for easy maintenance.

The SA-1.5 & SA-2.5 units have top access doors and may be used with bulk feed hoppers.

SA-1.5 & SA-2.5 feed systems may be used with diverters to feed multiple spindles from one feed unit.

SA-1M, SA-1.5 & SA-2.5 feed systems may be supplied for 50 Hz, 240 volts operation, and declared CE.

ASSEMBLY AUTOMATION INDUSTRIES

1849 Business Center Dr., Duarte, CA 91010 USA

E-Mail: info@assemblyauto.com

Web Site: www.assemblyauto.com

Distributed by:

Global Sales Group, LLC

Toll Free (USA & Canada): 877-474-5521

www.globalsalesgroupllc.com

Email: info@globalsalesgroupllc.com