

"Simply the best value  
in the industry"


# P20HV

## 20" Spiral Insert Knife Planer






# P20HV 20" Spiral Head Planer

**SPIRAL INSERT KNIFE CUTTERHEAD**

The spiral insert knife cutterhead provides a smooth finish with a quiet cutting operation. 4-sided solid carbide insert knives can be easily rotated for a new sharp cutting surface.

**SECTIONAL FEED & SAFETY SYSTEM**


Equipped with sectional kickback fingers, sectional spring loaded serrated pressure rollers, and sectional pressure shoes for the most positive and safe feeding operations. The outfeed roller is coated with urethane for a mark free planed surface.

**IDLE BED ROLLS**


Equipped with adjustable idle bed rollers which can be raised and lowered to facilitate in feeding difficult material. The rollers are directly opposed from the top driven feed rollers. The table surface is ground and polished to provide minimal friction.

**TABLE & BED ROLL ADJUSTMENT**

The idle bed rolls are conveniently adjusted from the front of the table. The eccentric cam allows you to raise and lower the bed rollers for optimum feeding results. A side handwheel adjusts the machine bed. The height is displayed by a ruler and indicator.

**FEED MECHANISM & MACHINE FRAME**

Equipped with two feed speeds which are easily accessed through the side doors. A powerful chain feed system provide superior feeding results. The machine frame/table is mostly cast iron, with a heavy duty welded steel body.

**DUST HOOD**

An efficient 6" dust port removes wood chips to provide a clean working surface with superior finish results. The lid of the machine is lifted for changing knives and the dust port is hinged to it does not have to be removed during this process.

**FEATURES:**

- Spiral Insert Knife Cutterhead with replaceable carbide insert knives for long life and smooth cutting action
- Serrated sectional infeed roll
- Double idle bed rolls
- Quick adjust to table rolls
- Sectional kickback fingers
- Sectional chipbreakers
- Polyurethane outfeed roll
- CSA/UL – Approved Magnetic Starter

**SPECIFICATIONS**

Width capacity	20"
Thickness capacity	8-5/8"
Motor	5 HP
Feed speeds	20 & 30 FPM
Cutterhead diameter	3-1/8" (80mm)
Minimum part length	8"
Table rise & fall	Manual
Dust port	(1) 6"
Net weight	924 lbs.
Shipping weight	1144 lbs.
Machine dimensions (LxWxH)	44" x 30" x 45"
Shipping dimensions (LxWxH)	50" x 31" x 47"

distributed by: