




# MX500AU

## Portable Edge Bander Package



EDGE BANDER

# MX500AU

- ◆ Custom alignment for use on straight or curved panels
- ◆ Automatically applies glue on the tape and amount of glue applied can be controlled
- ◆ Work for panel with beveled edges of 75° to 90°
- ◆ Suitable for portable or stationary application
- ◆ Quick and easy use by a single operator
- ◆ Variable speed feed / digital temperature control / reheats quickly

## PACKAGE INCLUDES:



### DUAL END CUTTER

- ◆ A unique two-point design ensures perfectly connected and aligned cuts
- ◆ Ergonomic design handle bar
- ◆ Maximum cutting thickness: 3mm (1/8")
- ◆ Maximum cutting width: 62 mm (2-7/16")



GLUE X 2



### VACUUM CLAMP SET

- ◆ Easy installation onto the MX500 Edge Bander and edge band trimmer cruiser case
- ◆ Ensures fast and secure tightening and a strong grip of large panels for edge banding, avoiding scratches and damage on the panel surface



### EDGE BAND TRIMMER

- ◆ Suitable for PVC, wooded band edge rimming
- ◆ Unique design for height with 0.05 mm (0.002") Micro-adjust scable which allows for accurate trimming
- ◆ A hidden edge razor allows for minor trims with ease
- ◆ Telescopic vacuum cover provides superior dust collection ability
- ◆ Minimum inner radius: 25 mm (1")



EDGE BANDER CRUISER CASE

# The integration of the world's lightest, most compact, highest performance portable edge bander





## MX500 PORTABLE EDGE BANDER SPECIFICATIONS

Machine Size	250 x 190 x 350 mm	9.8 x 7.5 x 13.8"
Tape Thickness	0.3 - 3 mm	1/64" - 1/8" (Veneer, PVC and ABS)
Width of Tape	16 - 65 mm	5/8" - 2-9/16"
Feeding Speed	1 - 6 m/min	3.3 - 20 ft/min
Output Power	115/1/60	
Warm-up Time	5 minutes	
Glue Pot Temperature	120 °C ~ 200 °C ± 1 °C	250 °F – 390 °C ± 34°F
Glue Pot Capacity	400 ml	
Net Weight	9.1 kg	20 lbs
Gross Weight	18.9 kg	42 lbs
Packing Size	415 x 460 x 540 mm	16.3 x 18.1 x 21.3"

## MX500AU PACKAGE SPECIFICATIONS

Net weight	31 kg	68 lbs
Gross Weight	35 kg	77 lbs
Packing Size	845 x 400 x 395 mm	33.27 x 15.75 x 15.56"





Thickness of the panel can be adjusted by the scale of guiding plate

Tape widths: 16 - 65 mm

Guiding plate can be tilted within 15 degrees for bevel edge banding



Feeding guide allows quick tape width measurement and easy entrance set up



The glue adjustments knob is situated on top to avoid interference during operation



Perfect performance on glue application.

Double side adhesive is not necessary!



Portability allows large straight or curved panel edge banding at workshop or worksite.

Minimum inner radius: 25 mm (1 inch)

## OPTIONAL ACCESSORIES



### ST 92A STATIONARY WORKTABLE

- ♦ Edgebanders and edgeband trimmers installed onto the stationary worktable ensure accurate application on small, thin, or curved workpieces not suitable for use with vacuum clamp
- ♦ An embedded outlet and magnetic switch provides a convenient on/off functionality on the edge bander or edge band trimmer during operation



### ST 97 STATIONARY WORKTABLE

- ♦ Assists with keeping workpiece on level plane while straightline edgebanding or trimming

**distributed by:**

